

Craig County Free Fair

July 27—August 2, 2024

Craig County Fairgrounds
Vinita, OK

Livestock Show Schedule

Saturday	Shooting Sports	7 am
Jul 27	Pen Assignments posted	2 pm
	Horse Show Check in	5 pm
	Horse Show	6 pm
Sunday	Swine in place	6 pm
July 28	Swine weigh in	7 pm
Monday	Swine Show	6 pm
Tuesday	All animals in place	3 pm
July 30	All animals weigh in	4 pm
	Buddy Barrow Show	6 pm
Wednesday	Poultry Check in	9 am
July 31	Rabbit Check in	9 am
	Poultry & Egg Show	1 pm
	Goat Show after Sheep	6 pm
Thursday	Rabbit Show	9 am
August 1	Bucket Animal Check in	9 am
	Bucket Animal Show	5 pm
	Beef Show	6 pm
Friday	Round Robin Showmanship	8 am
August 2	Premium Sale Dinner	6 pm
	Premium Sale	7 pm

Inside Exhibits Building Hours:

9 am - 8 pm Wednesday & Thursday
9 am - 2 pm Friday



www.craigcountyfairgrounds.com

2024 CRAIG COUNTY FREE FAIR

July 27 – August 2, 2024

The Craig County Fair Board wants to express their appreciation to the businesses and individuals that help support the Craig County Free Fair through sponsoring trophies, placing fair book ads, buying livestock premiums, attending events, volunteering and providing other support to fair activities.

The exhibitors at this year's fair should recognize these fair supporters' commitment to the youth of Craig County and the fair itself. Please thank these folks and do business with them.

Thank you,
Craig County Fair Board

2024 CRAIG COUNTY FAIR BOARD

Maddie Bassett - President District 3	2026	Linda Crawford District 3	2025
Janet Payne - Vice Pres District 2	2027	Kory Seaton District 1	2025
Dianna Just - Treasurer District 2	2025	Ryan Pennington District 1	2026
Faith Swart - Secretary District 2	2026	Julie Satterwhite District 3	2027
		JR Knox District 1	2027

Craig County Fair Board
P.O. Box 381
Vinita, OK 74301

www.craigcountyfairgrounds.com

If you would like to sponsor an event, trophy or provide other support to the 2024 Craig County Free Fair or the fairgrounds, please contact:

Janet Payne (918) 244-5802 or JR Knox (918) 244-7004

KEY ENTRY DATES:

Market Animals.....Must be tagged by May 15

Steers, Swine,
Sheep, Goats

Tagging Dates:

May 11, 9 - 11 am - Craig Co. Fairgrounds
May 15, 5 - 7 pm – Welch Stockyards

Market Broilers.....Must be ordered by April 3

All Other Livestock.....Must be pre-entered by June 28

Prospect steers, bucket animals, breeding stock, rabbits, poultry

Horses.....Must be pre-entered by June 28

Shooting Sports.....Must be pre-entered by June 28

Indoor Exhibits.....Must be entered July 29

(except Baked Goods & Flowers) 12 noon – 6 pm

Baked Goods, Flowers & Eggs.....Must be entered July 31

10 am – 12:30 pm

2024 CRAIG COUNTY FREE FAIR SCHEDULE

SATURDAY, JULY 27

7 am Shooting Sports check-in, start by 7:30 am
2 pm Pen assignments posted
5 pm Horse Show check-in
6 pm Horse Show in Arena

SUNDAY, JULY 28

6 pm Swine in place
7 pm Swine weigh-in/ check-in

MONDAY, JULY 29

12 noon - 6 Enter Indoor Exhibits in Community Center
6 pm Swine Show

TUESDAY, JULY 30

9 am Judging of Indoor Exhibits
3 pm All animals in place
4 - 5:30 pm All animals weigh-in
6 pm Buddy Barrow Show

INDOOR EXHIBITS BUILDING HOURS:

Monday, July 29 - Tuesday, July 30 Closed to public
(entering & judging exhibits)

Wednesday, July 31 - Thursday, August 1 Open 9 am - 8 pm

Friday, August 2 Open 9 am - 2 pm

2024 CRAIG COUNTY FREE FAIR SCHEDULE

WEDNESDAY, JULY 31

9 - 10 am Check in Poultry & Rabbits
10 - 12:30 pm Enter Baked Goods & Flowers in Center
9 am - 8 pm View Indoor Exhibits - Community Center
1 pm Judging of Baked Goods and Flowers
1 pm Poultry Show followed by Egg Show
6 pm Sheep Show followed by Goat Show

THURSDAY, AUGUST 1

9 am Check in Bucket Animals
9 am Rabbit Show
9 am - 8 pm View Indoor Exhibits - Community Center
11 am Open Livestock Quiz Bowl
2 pm Open Cupcake Wars (Register by June 28)
(Check-in at 1:45 pm)
5 pm Bucket Animal Show
6 pm Beef Show

FRIDAY, AUGUST 2

8 am Round Robin Showmanship by Ag Leaders
9 am - 2 pm View Indoor Exhibits - Community Center
2 pm Release all Indoor & Livestock Exhibits
2 pm Checks available
6 pm Premium Sale Dinner
7 pm Premium Sale in Community Center

SATURDAY, AUGUST 3

8 am - noon Clean Up pens



We know farming.

RCB Bank is your local, hometown partner for all your agricultural lending needs. Decisions are made locally. Let us help you.

- Cattle
- Equipment
- Crops
- Land

Get started.

RCBbank.bank | 855.BANK.RCB

RCB BANK

That's my bank!



WAC. Qualifications and restrictions apply.
 EQUAL HOUSING LENDER NMLS #798151 MEMBER **FDIC**

TABLE OF CONTENTS

<u>Topic</u>	<u>Page(s)</u>
4-H Indoor Exhibit Rules	31
4-H Indoor Exhibits	32 - 58
Beef	18
Bucket Animals	19
Cloverbud Indoor Exhibits	59
Egg Show	28
FFA Indoor Exhibit Rules	61
FFA Indoor Exhibits	61 - 67
Fair General Information	1 - 8
Goats	21
HCE Groups	78
Horse Show	17
Indoor Exhibit General Rules	29
Livestock Rules	11 - 14
Open Class Exhibit Rules	68
Open Class Exhibits	68 - 80
Poultry	24 - 25
Rabbits	22
Sheep	20
Shooting Sports	27
Swine	20

The Craig County Fair is open to all residents of Craig County regardless of race, color, religion, gender, or national origin.





Brian Kelly
 Agent

brian.kelly@okfb.com
 okfbinsurance.com

206 N. Wilson
 Vinita, OK 74301

O : 918.256.5531
 M : 918.244.9922
 F : 918.256.8076



**BUCKLE UP!
BE COOL!
BE CLEAN!
BE BACK!**

**SHOUT
& SACK**
STORE & DELI
VINITA, OK



2024 Craig County Fair Superintendents

Indoor Exhibits	Dianna Just Linda Crawford Faith Swart	(918) 244-5654 (918) 418-9368 (918) 244-0506
Vendors	Julie Satterwhite	(918) 244-7293
Livestock (Beef, Swine, Sheep, Goats)	Maddie Bassett Janet Payne Ryan Pennington J.R. Knox	(918) 244-5990 (918) 244-5802 (910) 703-5580 (918) 244-7004
Poultry	Mandy Blocker	(405) 612-0392
Rabbits	Kim Woodward	(918) 323-1905
Horse	Janet Payne	(918) 244-5802
Bucket Animals	Janet Payne	(918) 244-5802
Shooting Sports	Aaron Williams	(918) 533-8159

County Commissioners

District 1 - Lowell Walker
District 2 - Hugh Gordon
District 3 - Trenton Langley

County Excise Board

Nancy Cordray
Dale Johnston
Charlie Hillegass

Craig County OSU Extension Office

Tari Lee, Extension Educator, FCS/4-H/CED
Tara Martin, Ag Extension Educator, AG
Sarah Harris-Christian, Admin Assistant

FFA Chapters

Bluejacket FFA - Shawn Martin
Ketchum FFA - Amanda Jones
Vinita FFA - Todd Blocker
Welch FFA - Morgan Mills

4-H Clubs

Chieftain 4-H - Amy Stoner
Golden Rocket 4-H - Cindy Harris & Allison Horton
Helping Hands 4-H - Tara Martin, Ashley Bass, Julie Satterwhite
Prime 4-H - Carolyn Piguat, Dianna Just & Karen Long
Craig County 4-H Clay Sports - Jeff Floyd
Craig County 4-H Livestock Judging Club - Tara Martin

RELEASE OF LIABILITY

Participation in the Craig County Free Fair as an exhibitor, owner, handler or volunteer shall constitute a release of liability of the C.C.F.F.B., its officers, directors, agents and employees, and of Craig County and the Board of County Commissioners for any personal injury or damage to animals or property occurring at the Craig County Free Fair. Each exhibitor (or exhibitor's parent, if a minor), owner, handler or volunteer shall indemnify and hold harmless the C.C.F.F.B., its officers, directors, agents and employees, Craig County and the Board of County Commissioners from all claims, demands and causes of action and expenses of every kind arising out of any acts or omissions of the exhibitor, owner, handler or volunteer or animals in the care and control of any such person. Presentation of a signed entry form or appearance on the grounds of the Craig County Free Fair as an exhibitor, owner, handler or volunteer shall be deemed acceptance of the conditions of this release.

RELEASE OF EXHIBITS

Indoor Exhibits will be released Friday at 2 pm and should be moved out of building by 4 pm. Livestock (Swine, Sheep, Goats, Beef) will be released Friday at 2 pm. Premium checks will be available at 2 pm. Livestock exhibitors must present a signed pen card in order to receive a premium check. Please do not begin removing your exhibits until 2 pm. An exhibitor removing exhibits early will forfeit his/her premiums.

ALCOHOLIC BEVERAGES

The Fair Board strictly prohibits the use, sale or possession of alcoholic beverages on the Craig County Fairgrounds during the fair.

 OKLAHOMA
AGCREDIT

Vinita | 918-256-7588

FINANCING RURAL OKLAHOMA

Proud Supporter of

**THE CRAIG
COUNTY FAIR**


Marine Upholstery

Shannon Bassett
(918) 244-2195
sbassett@seatonconsultinggroup.com
Vinita, Ok


Custom Upholstery

Maddie Bassett
(918) 244-5990
maddie.bassett@reliantgaming.net
Vinita, Ok



OKAGCREDIT.COM



NMLSR #809962

Like Us On
 **facebook**
www.facebook.com/allensignstudio



a Sign of Service Romans 5:8

918-542-1180
allensignstudio.com

307 E Central Avenue Miami, Oklahoma 74354



VINITA
FAMILY FITNESS

918-256-6965

CRAIG COUNTY FAIR LIVESTOCK ENTRIES
General Rules

1. Only members regularly enrolled in a Craig County 4-H club or FFA chapter may enter the Craig County Fair. To be able to show livestock, the exhibitor must be 8 years old on or before July 27, 2024 and in 3rd grade. An exhibitor who has graduated from high school and is enrolled in college shall be allowed to carry to completion a project that was underway at the time of initial enrollment in college. Cloverbuds are ineligible to compete in 4-H and FFA Fair Livestock shows, but may exhibit Bucket Animals, Rabbits and Poultry.
2. All livestock must be owned and cared for by the exhibitor. Ownership of the market animal will be determined at the time of tagging.
3. Per specie, an exhibitor may show a maximum of 4 entries in the market class and 4 entries in all breeding classes.
4. Criticizing or interfering with the judge, other exhibitors, breed representatives, show officials or Fair Board members before, during or after the event may result in an individual or group being expelled, placed on probation, declared ineligible or barred from the Fair.
5. Once checked in, the animal must remain on the premises until the official livestock release time of Friday 2 pm.
6. All animals must be in good health. No diseased animal shall be permitted to be exhibited or occupy a pen & every precaution shall be used to enforce the rule. Fair Board will not be responsible for any loss or damage that may be sustained by anyone through a violation of these rules.
7. Any drugs given to animals must be approved by the Fair Board and a Fair Board member must be present when drugs are given. Exhibitors violating these rules will be asked to leave.

Pre-Entry

8. In order to show at the Craig County Fair, all livestock must be pre-entered: **market broilers ordered by April 3, market animals by May 15, 4-H/FFA horses and all other livestock, including rabbits, poultry, bucket animals, prospect steers and breeding stock by June 28.**
9. Early Market Tagging - exhibitors may obtain market tags prior to tagging events, but all market animals must be brought to one of the tagging events on May 11 or 15 for the market animal to be checked in with tag in ear.
10. Each exhibitor may pre-enter 5 market animals of each specie, but only 4 may be shown at the Fair.
11. A Craig County Fair tag will be placed in one ear of the market animal at tagging. If the animal has a tag from another fair, that tag may **not** be used as the Craig County Fair tag.
12. If a market animal loses its Craig County Fair tag, the Fair Board is to be notified immediately so it can be replaced. No market animal may come on the fairgrounds without a Craig County tag in ear and must have a Craig County Fair tag to show. **NO ANIMALS WILL BE TAGGED AT WEIGH-IN.**
13. Family Nominations - At tagging, a market animal may be nominated as either an exhibitor or family. For family nominations, a 4-H or FFA member within the family (sibling, step-sibling, legally adopted) must show the animal at the Fair. The nominating and showing exhibitors must all reside in the same household. At the time of Official weigh-in, the final exhibitor decision must be made.
14. At Market Animal Tagging, an Ag Leader/ Fair Official will assign a breed classification for market hogs and sheep.

Pen Assignment

15. Pen assignments for all livestock will be made by the Fair Board. Pen changes must be approved by the Fair Board.

Weigh-In

16. At the Official weigh-in time, an animal will be weighed one time for the official Fair weight. Scales will be open for a limited time prior to the official weigh-in for exhibitors to use.
17. At weigh-in, an Ag Leader/ Fair Official will assign a final breed classification for market hogs and sheep.
18. Market ear tags must be **clean and readable** at weigh-in.
19. Market class exhibits must have an exhibit card filled out at weigh-in. The card is to be turned into the show ring official after placement in the class.

- Some livestock species require health papers for showing and breed registration papers for breed classes. These requirements are specified under the show rules for each specie. Exhibitors must present health/registration papers, if required, at weigh-in/ check-in.

Cleaning of Stalls & Pens

- Exhibitors must furnish their own bedding for their pens.
- Exhibitors are responsible for the upkeep and cleaning of their stall/ pen space at the Fair. Failure to do so will result in the exhibitor forfeiting his/her premium.



- Pens and tie-out areas must be cleaned before premium checks are issued. Cards indicating pens and tie-out areas have been cleaned must be signed by the appropriate official before premium checks will be issued.
- Exhibitors must put used bedding in the designated area. Do not put trash in used bedding.

Showing of Animals

- Once Class Sheets are posted, breed classifications are final and will not be changed.
- Exhibitors must dress appropriately in clean pressed jeans, shirt with collar and 4-H or FFA emblem. 4-H and FFA jackets are not required during the show.

2023 Livestock Premium Buyers

Matthews CDJR	Bartlett Co-op
Welch Stockyards	Ashley & Dennis Ware
RCB Bank	BancFirst
Parsons Livestock	Welch State Bank
Oklahoma AgCredit	Greenwood family
Neighborhood Storage	Hayes Ware
Rollin' D Ag Services	Logan & Lowery Law Firm
AgLand Insurance	Craig County Farm Bureau
Don Spaulding Memorial	Edna Lee's Residential
NOEC	Kelley's Tree Service
Dana Shrum-Solid Rock Realtors	Platinum Fence
Excalibur Sporting Goods	Clipper's Tree Service
Friends of Payton Taylor	Swinging T Ranch
All Terrain Demolition & Excavation	American Legion

- Exhibitors, leaders, advisors and parents will conduct themselves in a positive manner, showing courtesy to the public, other exhibitors and their livestock, and will cooperate with superintendents, Fair Board members and Fair officials.
- The exhibitor entering the show animal must show the animal. If an exhibitor has more than one in the same class, a Craig County 4-H or FFA member can be used as a substitute showman with approval of a Livestock

Superintendent.

- No parents, instructors, leaders or agents other than designated ring officials shall be allowed in the show ring during livestock shows, nor may anyone assist from the sideline. Violation will result in disqualification of contestant and he/she will not be eligible for premiums.
- If an exhibitor is caught giving illegal drugs such as Ace or other tranquilizers to an animal, or forced filling an animal by any means including stomach pumps, they will be disqualified and asked to leave.
- All exhibitors are expected to care for and groom their animals throughout the Fair. The Craig County exhibitor may be assisted by his/her immediate family or agricultural education teacher, Craig County Extension educator and other members of his/her respective 4-H club or FFA chapter or Ag Booster representatives. The official Craig County 4-H volunteer leader as designated by the county Extension staff will be permitted to assist the youth under his/her supervision. The exhibitor must be present and assist with grooming his/her animal in preparation for showing.
- All animals awarded 1st place will be judged for champion in their respective groups, including single entry class exhibits.

Protests

- The decision of the judges shall be final and no appeal will be considered except in the case of a written and signed protest. Said protest must state plainly the cause of complaint or appeal and must be provided to the Fair Board. Any protest of an entry must be made no later than 2 hours before the show and any protest of an award must be made no later than 2 hours after the award was made.

Fair Premiums

- Fair premium checks will be available at the fairgrounds on Friday at 2 pm, provided the exhibitor has met all requirements. Fair premium checks not picked up at the fairgrounds may be picked up at the OSU Extension Office.

Premium Sale

- An exhibitor may sell only one animal in the Premium Sale. If an exhibitor has 2 species qualify for the sale, the higher placing animal will qualify for the sale. The exhibitor will not make the decision. An exhibitor may sell all animals that qualify as Grand Champion Market animal. An exception to this rule may be made if the exhibitor wishes to pull one of his/her Grand Champion Market animals to allow the next alternate to enter the Premium Sale in that species. The Fair Board must be notified by 10 pm Thursday on that decision.
- Sale order and Premium Sale animals will be determined after the grand drives of each species. After Breed Champions and Reserve Breed Champions are selected, each breed will have a breed order selection. After Grand Champion and Reserve Grand Champion are selected, each specie will have a preliminary sale order selection. Breed Champions and Reserve Breed Champions do not automatically make the Premium Sale in species that show by breed.
- Premium Sale participants are required to be present during the Premium Sale and must wear appropriate 4-H or FFA jacket.
- The Premium Sale will sell 50 large specie animals. **The Sale will consist of no more than 75% of exhibitors in any Market division (steer, swine, lamb, goats).** The Fair Board reserves the right to change the number of premiums sold in each specie based on the number of animals shown in the fair and percentage of exhibitors needed to get to 50 Premium Sale animals.
- The Grand Champion Market Broiler and Grand Champion Market Meat Rabbit will be added to the Premium Sale only if there is a minimum of 3 exhibitors in the respective division.

Livestock Showmanship

40. Showmanship trophies will be awarded in Beef, Swine, Sheep, Goats, Poultry and Rabbits.
41. Only exhibitors that have exhibited an animal in the specie may participate in the showmanship for that specie.
42. A substitute showman that helped another exhibitor show an animal is not eligible to compete in the Showmanship class, unless the substitute showman also showed his/her own animal for that specie.
43. There will be three age divisions for Showmanship with age of the exhibitor based on his/her age on or before June 30 of the current year:
 - Senior - Ages 16 - 19
 - Intermediate - Ages 13 - 15
 - Junior - Ages 8 - 12

2023 Livestock Showmanship

Beef

Senior	Jenna Burgess	Welch FFA
Intermediate	Sara Hency	Vinita FFA
Junior	Kanin Stoner	Golden Rocket 4-H

Swine

Senior	Destiny Barnes	Bluejacket FFA
Intermediate	Raleigh Bradshaw	Golden Rocket 4H
Junior	Ayla Hency	Helping Hands 4H

Sheep

Senior	Hayden Walker	Helping Hands 4-H
Intermediate	Kenzie Williams	Bluejacket FFA
Junior	Rylie Hughes	Helping Hands 4H

Goats

Senior	Emory McAffrey	Vinita FFA
Intermediate	Aleah Alexander	Bluejacket FFA
Junior	Rylie Hughes	Helping Hands 4H

Poultry

Senior	Kerstan Kelley	Vinita FFA
Intermediate	Briley Bible	Helping Hands 4H
Junior	Lizzie Lile	Helping Hands 4H

Premiere 4-H Club and FFA Chapter Awards

The top 4-H club and FFA chapter in the Livestock Division will receive a cash award of \$20 to recognize their group participation and achievement. Members must designate the 4-H club or FFA chapter they belong to. Selection will be based on the following criteria:

Grand Champion	10 points
Reserve Champion & 1st place	5 points
2nd place	4 points
3rd place	3 points
4th place	2 points
5th place	1 point

2023 Premiere 4-H Club & FFA Chapter Awards

FFA Chapter.....	Vinita FFA
4-H Club.....	Helping Hands 4-H

The WOOD SHED

Friendly Hometown Service

Hot Deli Food
To-Go Orders
Fountains

8 Locations including

Welch 788-8950	Anacostia 783-5121	Vinita 256-9868	Buffalo Ranch 257-4868
-------------------	-----------------------	--------------------	---------------------------

HOT DELI SNACKS • DRINKS • GIFTS

BANCFIRST IS PROUD TO SUPPORT

THE CRAIG COUNTY FAIR

& AGRICULTURE EDUCATION IN OKLAHOMA

BancFirst
Loyal

To Oklahoma & You.™

VINITA

102 W ILLINOIS AVE
235 N WILSON
918.256.7811

BANCFIRST.BANK **MEMBER FDIC**



RWE

**SUPPORT
WIND ENERGY
IN CRAIG COUNTY**

**SUPPORT
ENERGY
INDEPENDENCE**

**100 4-H & FFA ALL BREED HORSE SHOW
PREMIUMS: 1st-\$6.00, 2nd-\$4.00, 3rd-\$2.00**

- One Junior, one Intermediate and one Senior overall high point winner will receive \$30
- High point winners must show in Showmanship at Halter and Western Horsemanship to qualify

**ORIGINAL NEGATIVE COGGINS TEST REQUIRED
FOR ALL HORSES ON GROUNDS**

Check-in from 5 to 5:30 pm Show starts at 6 pm

- Participants must belong to Craig Co. 4-H or FFA chapter
- All participants & horses must have been pre-registered
- An individual may enter no more than 1 horse in any event
- Classes may be combined at the discretion of the show supt.
- 2024 4-H State & District Horse Show Rules will govern classes – *Rules listed in fair book supersede all other rules*
- Dress code will include long-sleeved white collared shirt with no decoration & dark blue or black jeans with boots & Western hat or approved safety helmet (blue or black Western chaps will be optional)
- In the event of a tie, horse superintendent will add an event to break the tie.

Age as of June 30

- Cloverbud..... 5 to 8 years
- Junior.....9 years (or 8 years & in 3rd Grade) to 12 years
- Intermediate.....13 to 15 years
- Senior.....16 to 19 years

All Events on Saturday, July 27

Showmanship at Halter

1. Senior
2. Intermediate
3. Junior
4. Cloverbud

Western Horsemanship

5. Senior
6. Intermediate
7. Junior
8. Cloverbud

Ranch Riding

9. Senior
10. Intermediate
11. Junior
12. Cloverbud

Ranch Rail

13. Senior
14. Intermediate
15. Junior
16. Cloverbud

Poles

17. Senior
18. Intermediate
19. Junior
20. Cloverbud

2 Can Flags

21. Senior
22. Intermediate
23. Junior
24. Cloverbud

Barrels

25. Senior
26. Intermediate
27. Junior
28. Cloverbud

Stakes

29. Senior
30. Intermediate
31. Junior
32. Cloverbud

Barrel Crawl

33. Senior
34. Intermediate
35. Junior
36. Cloverbud

2023 High Point Champions

Senior	Brody Grigsby	Golden Rocket 4H
Intermediate	Gavin Grigsby	Golden Rocket 4H
Junior	Blakley Collins	Helping Hands 4H

4-H & FFA BEEF

Rule 1: Where purebreds are exhibited, the exhibitor must have transfer or registration certificates in the exhibitor's name. All grade beef exhibits must have a certificate of ownership in the exhibitor's name. A certificate showing proof of the birthday of the animal is required. Beef heifers showing in Class 6 must provide a certificate showing proof of pregnancy. **All beef heifers must be registered in the exhibitor's name by July 1 of the current year Fair.**

Rule 2: All cattle must be halter broke to lead. If they will not lead, do not bring them.

Rule 3: The Heifer Show (202 class 1 - 8) is a "blow and go" show.

STEERS

1st-\$15.00, 2nd-\$12.50, 3rd-\$10.00, 4th-\$8.00, 5th-\$6.00

Rule 1: All market steers will be weighed and divided into a minimum of three classes after weighing. Additional classes may be added at the discretion of the superintendent.

200 PROSPECT STEERS

(less than 1000 lbs.)

1. Class determined by weight

Grand Champion.....\$15.00

Reserve Champion.....\$10.00

201 MARKET STEERS

(1000 lbs. & over)

1. Class determined by weight

Grand Champion Steer.....\$30.00

Reserve Champion Steer.....\$15.00

2023 Grand Champions

Market Steer	Ayla Hency	Helping Hands 4-H
Prospect Steer	Kaylee Beehler	Bluejacket FFA
Beef Heifer	Gavin Grigsby	Golden Rocket 4-H

202 JUNIOR BEEF HEIFERS

1st-\$15.00, 2nd-\$12.50, 3rd-\$10.00, 4th-\$8.00, 5th-\$6.00

Breed Champion Heifer.....Trophy

Reserve Breed Champion Heifer.....Rosette

- Jr. Heifer Calves, calved after Jan. 1, 2024
- Sr. Heifer Calves, calved between Sept. 1 & Dec. 31, 2023
- Summer Yr. Heifers, calved between May 1 & Aug. 31, 2023
- Spring Yr. Heifers, calved between Mar. 1 & Apr. 30, 2023
- Jr. Yr. Heifers, calved between Jan. 1 & Feb. 28, 2023
- Sr. Yr. Heifers, calved between Jul. 1 & Dec. 31, 2022

Premiums will be paid on Angus, Limousin, Charolais, Brahman Influence, Crossbreed, Shorthorn, Maine Anjou, Simmental, Salers, Gelbvieh, Chianina, Maintainer, LimFlex Hereford, & Mini Beef.

Grand Champion Heifer.....\$30.00

Reserve Champion Heifer.....\$15.00

COW/CALF PAIRS

1st-\$25.00, 2nd-\$22.50, 3rd-\$20.00, 4th-\$17.50, 5th-\$15.00

7. Cow of any age with unweaned calf at her side

JUNIOR BULL CALF

1st-\$15.00, 2nd-\$12.50, 3rd-\$10.00, 4th-\$8.00, 5th-\$6.00

8. Bull calf born after Jan. 1, 2024



203 BUCKET ANIMALS

Calf, Goat, Lamb, Pig

Trophies will be awarded to all Bucket Animal exhibitors.

Rule 1: Exhibitor must be ages 2 to 8 years old as of the day of the show.

Rule 2: An entry form must be completed at the OSU Extension Office by June 28. 2 year olds must show a birth certificate.

Rule 3: The bucket animal must be checked in at the fairgrounds between 9 - 10 am on Thursday.

Rule 4: This is a non-competitive event.

Rule 5: Bucket animals must have been born between January 1 and May 1 of this year. The bucket animal must be a newborn or orphan animal that is bucket or bottle fed. The animal must be healthy. A Swine entry must follow rule 2 for 4-H/FFA Swine.

Rule 6: An exhibitor may show only one animal per specie. No buck goats or ram lambs allowed. Bucket animal is not to exceed 400 lbs.

Rule 7: The animal must have been raised as a project by the child. If purchased, it must have been bought at least 30 days prior to the fair

Rule 8: Bucket animals are not eligible for market or breeding classes or showmanship. The purpose of the bucket animal class is to help exhibitors learn and understand the care and feeding of animals at an introductory level.

Rule 9: A "judge" will visit with the exhibitor asking general questions such as "What is your animal's name?", "What does your animal eat?"

Rule 10: Participants are encouraged to decorate their pens for a separate Pen Decorating Contest that will be judged around noon on Thursday. Prizes will be awarded.

4-H & FFA SWINE

Rule 1: All swine must have an 840 EID tag to be eligible to show.

Rule 2: Market and Breeding Swine papers must indicate a negative test for pseudo-rabies after June 1 of this year or state that they are from a qualified pseudo-rabies free herd.

Rule 3: Market Swine entries must weigh minimum 180 lbs. Swine that do not meet the minimum weight limit of 180 lbs will show in separate classes before the Market Swine classes and will not be eligible to participate in the Premium Sale.

Rule 4: Any breed not listed will show in crossbreed class.

Rule 5: Market swine do not have to be registered, but must show a predominance of breed. Market Swine breed classification will be assigned by an Ag Leader/ Fair Official at weigh-in.

Rule 6: Use only water in grooming, no oil or powder.

Rule 7: If less than 3 swine are entered in a breed, those swine will show in All Other Breeds (AOB) class.

204 MARKET BARROW OR GILT

1st-\$15.00, 2nd-\$12.50, 3rd-\$10.00, 4th-\$8.00, 5th-\$6.00

- | | |
|---------------|------------------|
| 1. Poland | 2. Spotted |
| 3. Duroc | 4. Chester White |
| 5. Hampshire | 6. Yorkshire |
| 7. Crossbreed | 8. Berkshire |
| 9. AOB | |

Grand Champion Barrow or Gilt\$30.00

Reserve Champion Barrow or Gilt\$15.00

205 BREEDING SWINE

1st-\$15.00, 2nd-\$12.50, 3rd-\$10.00, 4th-\$8.00, 5th-\$6.00

Breed Champion.....Trophy
Reserve Breed Champion.....Rosette

Rule 1: All females, except crossbreed gilts, must be registered and in exhibitor's name and registration papers furnished to superintendent at check in.

Premiums will be paid on Poland, Spotted, Duroc, Chester White, Hampshire, Yorkshire, Berkshire and Crossbreed.

- Gilt farrowed Mar. 11, 2024 and later
- Gilt farrowed Feb. 11 to Mar. 10, 2024
- Gilt farrowed Jan. 1 to Feb. 10, 2024

Grand Champion Gilt.....\$30.00

Reserve Champion Gilt.....\$15.00

2023 Grand Champions

Market Barrow	Levi Hency	Welch FFA
Breeding Gilt	Grace Braden	Ketchum FFA

4-H & FFA SHEEP

NOTICE: Ewe lambs must have an official USDA scrapie tag or registry tattoo from the herd of origin in order to be shown. A female sheep that does not have a scrapie tag or registry tattoo will not be allowed to exhibit at the Fair. The Fair Board will not provide scrapie tags for any animal. Ram lambs are not allowed to show or be on the premises.

206 MARKET LAMBS

1st-\$15.00, 2nd-\$12.50, 3rd-\$10.00, 4th-\$8.00, 5th-\$6.00

Rule 1: Market Lambs may be either ewe or wether and will be shown by breeds. Market Lamb breed classification will be assigned by an Ag Leader/ Fair Official at weigh-in.

Rule 2: Market Lambs must weigh between 90-165 lbs. Lambs that do not meet the weight limits of 90-165 lbs. will show in separate classes before the Market Lambs classes and will not be eligible to participate in the Premium Sale.

Rule 3: All lambs in market classes will be shown slick sheared.

Rule 4: Market Lambs should have a full set of lamb teeth with no visible signs of permanent teeth.

- | | |
|---------------|--------------|
| 1. Dorset | 2. Hampshire |
| 3. Suffolk | 4. Natural |
| 5. Crossbreed | 6. Dorper |

Grand Champion Lamb.....\$30.00

Reserve Champion Lamb.....\$15.00

207 BREEDING SHEEP

1st-\$15.00, 2nd-\$12.50, 3rd-\$10.00, 4th-\$8.00, 5th-\$6.00

Breed Champion.....Trophy
Reserve Breed Champion.....Rosette

Rule 1: All females, except crossbreed ewes, must be registered and in exhibitor's name and registration papers furnished to

superintendent at check in.

Rule 2: The same animal cannot be entered in both Market Lamb and Breeding Sheep classes.

Premiums will be paid on Dorset, Hampshire, Suffolk, Natural Shropshire, Crossbreed, and Dorper

- Ewes under 1 year
- Ewes 1 year and over

Grand Champion.....\$30.00

Reserve Champion.....\$15.00

2023 Grand Champions

Market Lamb	Colby Goins	Vinita FFA
Ewe	Maddie Hughes	Helping Hands 4-H

4-H & FFA GOATS

NOTICE: All nanny goats of any age must have an official USDA scrapie identification tag or registry tattoo from the herd of origin in order to be shown. Buck goats are not allowed to show or be on the premises.

Rule 1: Animal must be trained to lead.

Rule 2: Bracing of market goats will be allowed. Bracing of breeding does will not be tolerated and will result in dismissal. The animal must have all four feet on the ground.

Rule 3: Market goats and breeding goats will be divided by weight classes.

209 MARKET GOATS

1st-\$15.00, 2nd-\$12.50, 3rd-\$10.00, 4th-\$8.00, 5th-\$6.00

Rule 1: Market Goats may be either doe or wether and can be any recognized breed or combination of breeds registered or grade. All breeds will show together. Market Goats must weigh between 50 - 120 lbs. The goats that do not meet the weight limits of 50 - 120 lbs. will show in separate classes before the Market Goat classes and will not be eligible to participate in the Premium Sale.

Rule 2: Market Goats should have a full set of baby teeth with no sign of permanent teeth.

- Lightweight
- Middleweight
- Heavyweight

Grand Champion Goat.....\$30.00

Reserve Champion Goat.....\$15.00

208 BREEDING GOATS

1st-\$15.00, 2nd-\$12.50, 3rd-\$10.00, 4th-\$8.00, 5th-\$6.00
 Meat Does

- Lightweight
- Middleweight
- Heavyweight

Grand Champion Meat.....\$30.00

Reserve Champion Meat.....\$15.00

Dairy Does

- Lightweight
- Middleweight
- Heavyweight

Grand Champion Dairy.....\$30.00

Reserve Champion Dairy\$15.00

2023 Grand Champions

Market Goat	Emory McAffrey	Vinita FFA
Meat Doe	Rylie Hughes	Helping Hands 4-H
Dairy Doe	Macy Nair	Bluejacket FFA

4-H & FFA RABBITS
218 MARKET MEAT RABBITS

1st-\$5.00, 2nd-\$4.00, 3rd-\$3.00, 4th-\$2.00, 5th-\$1.00

Rule 1: Fair entry limit is one pen of three meat rabbits per exhibitor. Rabbits are to be all one breed and variety, maximum weight 5 pounds each.

Rule 2: Only healthy rabbits are to be exhibited. Any rabbit that has parasites or shows evidence of disease will be sent home.


Rule 3: Meat rabbits will be judged on their meat quality, condition and uniformity.

Rule 4: Any rabbit not being shown is to be taken home. Each exhibitor will furnish containers for feed and water and be responsible for caring for his/her rabbit. Fair officials will not be responsible.

Rule 5: The Grand Champion Pen will be in the Premium Sale as long as there are at least 3 exhibitors in the Market Meat Rabbit division.

Grand Champion Pen.....\$15.00

Reserve Champion Pen.....\$10.00



210 RABBITS

1st-\$5.00, 2nd-\$4.00, 3rd-\$3.00, 4th-\$2.00, 5th-\$1.00

Amended 4-H and FFA Rabbit Division Rules and Regulations:

Rule 1: Each exhibitor must show his/her own animal without the assistance of others.

Rule 2: Exhibitors may only show 2 rabbits per class with a maximum of 8 rabbits.

Rule 3: All animals must be permanently and legibly earmarked in the left ear.

Rule 4: Only healthy rabbits are to be exhibited. Any rabbit that has parasites or shows evidence of disease will be sent home.

Rule 5: Any rabbit not being shown is to be taken home. Each exhibitor will furnish containers for feed and water and be responsible for caring for his/her rabbit. Fair officials will not be responsible. *ARBA standards will be followed.

Breed Champion and Reserve Breed Champion ribbons will be awarded for each breed.

- | | |
|--------------------------|-------------------------|
| 1. Buck under 6 months | 3. Doe under 6 months |
| 2. Buck 6 months & older | 4. Doe 6 months & older |

Grand Champion.....\$15.00

Reserve Champion.....\$10.00

• BOARDING
 • DAY CARE
 • TRAINING

COUNTRY PETS

BED & BREAKFAST
 918-373-2519

AFR SECONDLINE INSURANCE

918-256-6682

More Companies, More Choices!

AUTO • HOME • FARM • LIFE

4-H & FFA POULTRY
217 MARKET BROILERS

1st-\$5.00, 2nd-\$4.00, 3rd-\$3.00, 4th-\$2.00, 5th-\$1.00

Rule 1: All chicks must be ordered through the Craig County Free Fair. Email order form to mblocker@vinitahornets.com by **April 3, 2024**. Welp Hatchery will supply the chicks. The chicks will be shipped the first week of June.

Rule 2: Fair entry limit is one pen of three birds per exhibitor.

Rule 3: Commercial broiler-cross pullet chicks will be used at a cost of \$1.69 each. The minimum order is 25 chicks/\$42.25 total. Orders must be placed in multiples of 25. The maximum order is 50 chicks per exhibitor. The hatchery may place an order limit dependent upon availability. The birds are expected to be delivered the first week of June to Ms. Blocker at Vinita High School. Ms. Blocker will contact exhibitors and chicks must be picked up and paid for on delivery date.

Rule 4: All Market Broilers originated from a certified NPIP flock & are under 6 months of age, therefore, pullorum testing & health certificates are not required by OK Dept of Ag, Food & Forestry.

Rule 5: The broilers from the time of delivery, must have been fed and cared for daily by the exhibitor.

Rule 6: Broilers will be checked in at 9 am Wednesday. No substitutions will be allowed.

Rule 7: All entries must be of U.S. Grade A, live market quality, to be accepted. After the broilers have been officially cooped, they may not be handled by anyone except the judge and the exhibitor until all judging has been completed. Only pullets will be accepted for entry.

Rule 8: Sick and/or diseased birds will not be accepted and if discovered during the show, will be removed from competition. Any bird with reduced comb growth or other secondary sex characteristics, which indicate the presence of a hormone, will be sifted. The Fair assumes no responsibility for the birds.

Rule 9: Birds will be the responsibility of the exhibitor. After check-in at the Fair, all feed and water will be administered under the supervision of the Poultry Superintendent. All handling of birds by exhibitors after check-in is prohibited until after judging except as directed by the Poultry Superintendent.

Rule 10: Judging will be made according to U.S. Standards for live chickens. Placing will be made on the basis of market quality. Showing will require the exhibitor plus at least one other handler, preferably another youth.

Rule 11: The Grand Champion Pen will be in the Premium Sale as long as there are at least 3 exhibitors in the Market Broiler division.

Grand Champion Broiler Pen.....\$15.00

Reserve Champion Broiler Pen.....\$10.00

211 BREEDING POULTRY

1st-\$5.00, 2nd-\$4.00, 3rd-\$3.00, 4th-\$2.00, 5th-\$1.00

Rule 1: All birds will be judged by comparison and judges will use the latest edition of the Standard of Perfection as guide.

Rule 2: Cock & hen defined - hatched prior to Jan 1, 2024.

Rule 3: Cockrel & pullet defined - hatched Jan 1, 2024 or later.

Rule 4: Each exhibitor will furnish containers for feed and water and be responsible for caring for his/her bird. Fair officials will not be responsible. The cage must be cleaned after display.

Rule 5: Birds will be sectioned by specie, sex and size. Superintendent will have final decision on cage assignment.

Rule 6: It is the responsibility of the exhibitor to correctly identify age, sex and variety of each bird entered. The OSU Extension Office has the Standard of Perfection to assist.

Rule 7: All birds will be entered and judged as singles.

Rule 8: Any breed or variety listed in the Standard of Perfection may be entered. (Crossbreed birds will be disqualified and no award). Refer to the Standard of Perfection for specific lists of breeds when you pre-enter birds.

Rule 9: All birds must be NPIP before entering the Show Barn & have papers with them.

Rule 10: These rules apply to chickens, turkeys, ducks and geese. All will be judged by class.

Rule 11: Exhibitors may enter up to 6 chickens, 6 turkeys, and 6 waterfowl, with a maximum of 18 total entries.

Rule 12: Each bird must be clean and presentable or entry will be disqualified.

Rule 13: One of the Champion exhibits will be identified as the "Best of Show" and will be awarded a rosette.

Large Fowl

1. American Breeds
2. Asiatic Breeds
3. English Breeds
4. Mediterranean Breeds
5. Continental Breeds
6. A.O.S.B. Breeds

Bantam Fowl

7. Modern Game Breeds
8. Old English Breeds
9. S.C.C.L. Breeds
10. R.C.C.L. Breeds
11. A.O.C.C.L. Breeds
12. Feather-Legged Breeds

Other Fowl

- | | | |
|----------|-----------|------------|
| 13. Duck | 14. Goose | 15. Turkey |
|----------|-----------|------------|

Champion Large Fowl.....\$10.00

Champion Bantam Fowl..... \$10.00

Champion Duck..... \$10.00

Champion Goose.....\$10.00

Champion Turkey.....\$10.00

2023 Champions

Grand Champion Broiler	Timberly Greenwood	Vinita FFA
Best of Show	Emory McAffrey	Vinita FFA
Large Fowl	Gentry Cason	Helping Hands 4-H
Bantam Fowl	Emory McAffrey	Vinita FFA
Duck	Kerstan Kelley	Vinita FFA
Goose	Lizzie Lile	Helping Hands 4-H
Turkey	Kallay Thiems	Helping Hands 4-H




Custom Shirts, Gifts & Much More

Bring your brand to life!



117 S. WILSON ST DOWNTOWN VINITA, OK ON HISTORIC ROUTE 66

CALL 918-256-8573 TEXT 918-944-6499 EMAIL admin@66apparel.com



**CHICKS N CHAPS OF THE MIDWEST
VINITA, OKLAHOMA**

Our signature event, Chicks n Chaps Barrel Race, has become a favorite of our participants and is held each year the first weekend of October!

Make new friends - Support a great cause!

Our Mission:

Chicks n Chaps™ is a nonprofit (501C3) organization that understands the emotional, physical & financial burden that fighting breast cancer brings to an individual and their families. We are dedicated to providing support and hope for individuals in our local community that need financial support in their fight against breast cancer.

Chicks N Chaps of the Mid-West, is a group of cowgirls that have joined together to fundraise in the good ole cowgirl way. We have several fundraisers each year so that we may assist woman and men in their fight against breast cancer. Several of our “Chicks” are Breast Cancer Survivors and are available to lend emotional support.

If you would like to donate to help us in our mission in helping others, please contact us. If you have any questions please feel free to call us at 918-373-1883 or send inquiry to 132 S Brewer, Vinita, Ok 74301 and you can look up our National Organization Website at: www.chicksnchaps.org

Our Values:

- We will strive to promote the traditional Western values of community, family and friendships in every Chicks n Chaps™ Event. 100% of our net profits will be given to local individuals to help provide direct and immediate benefit to those fighting Breast Cancer
- We raise money to give financial assistance to women and men who are fighting breast cancer for expenses not covered by insurance or other financial sources.
- All money raised in the community stays in the community.

Good Luck to all the Fair Participants!

212 4-H & FFA SHOOTING SPORTS

1st-\$10.00, 2nd-\$8.00, 3rd-\$6.00, 4th-\$4.00

- Rule 1:** Only members of a Craig Co. 4-H club or FFA chapter may enter.
 - Rule 2:** Age is as of June 30 of current year.
 - Rule 3:** Must have valid hunter safety certificate on day of shoot.
 - Rule 4:** Shotgun Trap Shooting Rules enforced.
 - Rule 5:** Each contestant will furnish 25 shells and a shotgun. Extra shells should be brought for shoot off ties. No Shots larger than #6.
 - Rule 6:** Participant must wear provided safety glasses and ear protection while on shooting line.
- Medals will be awarded for the first three places. A tie will be decided as follows: 2 shots on each station (10 targets).
1. Junior, age 10-12
 2. Intermediate, age 13-15
 3. Senior, age 16-19

2023 Top Shooters		
Senior	Jayton Collins	Vinita FFA
Intermediate	Jobe Carr	Prime 4-H
Junior	Zoe Dixon	CC 4-H Clay Sports

LIVESTOCK QUIZ BOWL

**11 am Thursday, August 1
Community Center Building**

- Rule 1:** Contest is open to all youth ages 8—19 (*Must be in 3rd grade.)
- Rule 2:** The purpose of the contest is to test the basic livestock knowledge of the four main species: cattle, hogs, sheep, & goats.
- Rule 3:** This will be a “Jeopardy-Style” trivia contest. This is an individual contest, no teams.
- Rule 4:** 20 questions will be randomly selected and read aloud by the moderator. The contestants will then have 30 seconds to buzz in with their answer. The monitor on the moderator’s desk will indicate which contestant was first to buzz in. The contestants must wait for their buzzer number to be acknowledged before an answer is given. Failure to do so will result in disqualification for this question. The called upon contestant will then have 10 seconds to give his or her answer. If the answer is correct, the contestant will receive 1 point. If the answer is incorrect a point will be deducted from the contestant’s total score. After 3 wrong answers, 2 points will be subtracted from that contestant’s total score.
- Rule 5:** In the event of a tie, a 1 question tie-breaker will be held. One question will be read. The first person to buzz-in will give his or her answer. If the answer is incorrect the opponent will be given the opportunity to answer. If the correct answer is given the winner will be declared. If the answer is incorrect, another question will be chosen, until one participant answers correctly.

Study guides are available at the OSU Extension Office.

Prizes will be awarded for the first three places in each age group.

1. Junior, age *8-12
2. Intermediate, age 13-15
3. Senior, age 16-19

214 4-H, FFA & OPEN EGG SHOW

1st-\$4.00, 2nd-\$3.00, 3rd-\$2.00, 4th-\$1.00

- Rule 1:** All eggs must be chicken eggs and selected by the exhibitor from his/her own chickens.
- Rule 2:** Eggs must not be purchased from a store or individual.
- Rule 3:** All eggs must be entered as single dozens. A separate Egg Information Card must be filled out for each dozen and attached to the carton. There should be no identifying marks on the eggs.
- Rule 4:** Eggs will be judged on interior as well as exterior quality.
- Rule 5:** An exhibitor may only enter as either 4-H, FFA or Open and enter only 1 dozen in a class.
- Rule 6:** The eggs become the property of the Fair Board.
- Rule 7:** Classes will be determined by average weight per dozen.

- | | |
|---------------------------|---------------------------|
| 1. 4-H Small white eggs | 2. 4-H Large white eggs |
| 3. 4-H Small brown eggs | 4. 4-H Large brown eggs |
| 5. 4-H Small other eggs | 6. 4-H Large other eggs |
| 7. FFA Small white eggs | 8. FFA Large white eggs |
| 9. FFA Small brown eggs | 10. FFA Large brown eggs |
| 11. FFA Small other eggs | 12. FFA Large other eggs |
| 13. Open Small white eggs | 14. Open Large white eggs |
| 15. Open Small brown eggs | 16. Open Large brown eggs |
| 17. Open Small other eggs | 18. Open Large other eggs |

Grand Champion Dozen Eggs.....Rosette
Champion Dozen White Eggs.....Ribbon
Champion Dozen Brown Eggs.....Ribbon
Champion Dozen Other Eggs.....Ribbon



215 4-H & FFA LIVESTOCK LARGE ANIMAL ROUND ROBIN CONTEST
Contest begins at 8 a.m. on Friday

- Rule 1:** Beef, Swine, Goat, and Sheep Divisions: Eligible participants will be the Champion Showman and Reserve Showman winners in each of the three age groups, Junior, Intermediate and Senior.
- Rule 2:** If the Champion Showman or Reserve showman has already qualified with another specie or chooses not to participate, then the next qualified showman will be allowed to compete. Showmanship winners and reserves must let the Fair Board know at the completion of the beef showmanship in which specie he or she will compete.
- Rule 3:** Participating showmen must bring one of their animals with which they competed.
- Rule 4:** Participants from each age division will compete at one time, together. Senior division will be the first to show followed by the Intermediate and Junior.
- Rule 5:** The exhibitor will show the animal he or she provides in the specie in which he or she qualified. Within all the other species participants will draw for the animal they will exhibit within each specie.
- Rule 6:** The fair board encourages exhibitors to volunteer livestock for use in the round robin. A sign-up sheet will be available starting on Sunday evening.

Age as of June 30

Junior - 8 to 12 Intermediate -13 to 15 Senior - 16 to 19

1st place - Buckle 2nd place - Buckle

CRAIG COUNTY FAIR INDOOR EXHIBITS
Rules and Regulations

Interpretation, Amendments and Violations

1. The Craig County Fair Board has the discretion to make all final decisions and reserves the right to interpret these rules and regulations and arbitrarily settle all questions arising in connection with the Fair held under the management of the Fair Board.
2. The Fair Board reserves the right to amend or add to these rules as they, in their judgment deem advisable, and in all events of conflict of general and special rules, the latter will govern.
3. Any person who violates any of the special or general rules will forfeit all privileges and premiums, and be excluded from showing in the Craig County Fair the following year.

Entry Requirements

4. All entries will be identified by the exhibitor's number until after judging is completed. Each exhibitor will have only one exhibitor number.
5. The Craig County Fair is free and open to residents of Craig County and/or members of a Craig County 4-H club or FFA chapter who may reside in another county. All agricultural produce must have been grown in Craig County by the producer in the current year. Canned fruit and canned vegetables are an exception.
6. All indoor exhibits must be in place by 6 pm Monday, Flowers and Baked Goods by 12:30 pm Wednesday.
7. It is the **exhibitor's responsibility** to see that his/her exhibits are properly listed with the superintendent of each department with the exhibitor's correct address and acknowledging complete ownership in all cases.
8. No exhibits will be released until 2 pm on the closing day of the Fair. Any exhibitors removing exhibits early will forfeit premiums.

Exhibitor's Duties and Privileges

9. If it be ascertained that any exhibitor has made or caused to be made any false statement in regard to any animal or article, or if any exhibitor shall attempt to interfere with the judges in the performance of their duty, he/she shall be excluded from all competition on the grounds of the Craig County Fair and any awards that he/she may have been awarded shall be forfeited.
10. The decision of the judges shall be final and no appeal will be considered except in the case of a written protest.

Power and Liabilities of the Fair Board

11. The Fair Board reserves the final and absolute right to determine all questions regarding the awarding of premiums.
12. The Fair Board reserves the right to take what action they may deem just and proper in the case of fraud or attempted fraud in connection with the exhibits.
13. The Fair Board reserves the right to remove from the fairgrounds any exhibit that may have been falsely entered or may be deemed unsuitable or objectionable or to remove any sign, banner, identification mark or signature or advertising material of any kind that may be deemed objectionable by them.
14. No claim for injury to any persons or property shall ever be asserted or suit instituted or maintained against the Craig County Fair Board officers, or agents of same, on behalf of any person, firm or corporation or their agents, representatives, servants or employees having a license to exhibit on the fairgrounds or to occupy space thereon.
15. The Fair Board shall not be responsible for exhibits left on the grounds after 4 pm the last day of the Fair.

Premiums and Awards

16. Points will be awarded as:

1st Place	10 points
2nd Place	9 points
3rd Place	8 points
4th Place	7 points
Remaining entries	1 point
17. An exhibit without competition in a class shall be awarded such premiums as, in the opinion of the judges, the exhibit on its merits deserves, and premiums will not be awarded on an unworthy article.
18. All premiums will be paid at the fairgrounds on the last day of the Fair, provided the exhibitor has met all the requirements necessary. Premium checks not picked up at the fairgrounds may be picked up at the OSU Extension Office.

19. It is the duty of the superintendents to receive exhibits in their departments, properly classify them and assist the judges.
20. In paying premiums, the evidence of award shall be the superintendent's record confirmed by the Secretary of the Fair Board or designee.

2024 Craig County Fair

4-H EXHIBITS DIVISION

General Rules

Rule 1: The 4-H member should enter the class that matches his/her grade (grade as of September 1 of the 4-H year.) If youth are in the 3rd grade, they must be 8 years old by Sept. 1 of the current year.

Rule 2: All exhibits must have been made and completed by the exhibitor during the last year, and cannot be entered more than one time, except for classes, which are collections that are added to in successive years.

Rule 3: 4-H members who enter crops and horticulture must be able to prove that such crops entered in his/her name were produced by the member during the current year.

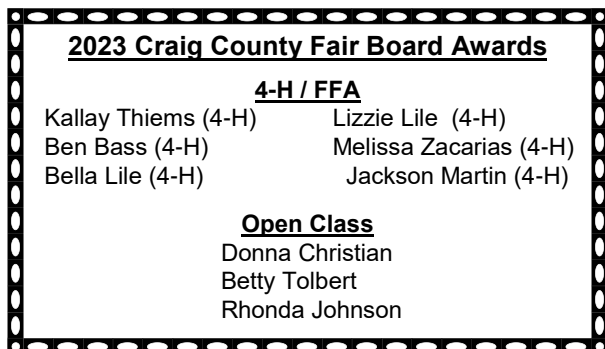
Rule 4: All 4-H exhibits should be the original work of the 4-H member. When information is taken from books, publications, magazines or from the internet it should be expressed in the 4-H member's own words. The 4-H member must reference the source of the information by using an asterisk (*) or a number and the name of the source at the end or bottom of paper, poster, or educational display, following an asterisk or corresponding number in text. No copyrighted or trademark protected written or visual material (pictures, photos, drawings, illustrations, etc.) should be used from books, magazines, publications, professional photographers, or from the internet without permission from the original creator.

Rule 5: EDUCATIONAL DISPLAYS - All educational displays must have stable, free-standing backs with sides attached. This includes Sec. 301 and educational displays in specific project areas. Size requirements for all display board is 36" x 48". Educational displays must be 3-dimensional. Do not include valuables, food items that will spoil or potentially harmful products (such as aspirin, cleaning products, chemicals) in any educational display. Potentially harmful products will be discarded. Text of display should be readable from at least 10 feet away. Displays in section 301 MUST include the 4-H Clover or mention 4-H.

Rule 6: POSTERS - All posters must be constructed on poster board 14" X 22" (1/2 of a poster board). They may be horizontal or vertical. Poster may be produced by any medium - watercolor, ink, crayon, acrylic, charcoal, collage, computer, etc. Posters must be flat. (No 3-dimensional posters). Posters will be judged on 1) educational idea portrayed, 2) public appeal, and 3) creative and original ability presented. Copyrighted or trademarked cartoon characters or other designs must not be used due to copyright restrictions. For display purposes, exhibitors are encouraged to laminate all posters or cover them with clear plastic film. **Posters must be signed and dated on the back with a permanent marker before laminating.** Text on posters should be readable from at least 10 ft. away. Posters in Sec 300 must include the 4-H Clover or mention 4-H. Posters in other sections are encouraged, but are not required to include the 4-H Clover or mention 4-H unless requested in the class description. Posters must be signed and dated on the back with a permanent marker before laminating.

Rule 7: SIGNING AND DATING EXHIBITS - Exhibits should be permanently signed and dated, in an inconspicuous location, if material permits. Some exhibits that should be signed and dated are posters, most expressive arts including fine art, ceramics, woodworking and woodcrafts, herbarium cards, seed boards, forestry exhibits and model rocketry.

Rule 8: REQUIRED TRADEMARK DESIGNATION FOR USE OF 4-H CLOVER - When using the official clover with H's, the tail should curve to the right and the words 18 U.S.C. 707 must appear under the lower right leaflet, unless poster and clover are hand drawn. For more information on proper use of the 4-H clover, please refer to <http://4h.okstate.edu/educators/4-h-name-and-emblem>.



CRAIG COUNTY FAIR BOARD AWARDS

Six cash awards (two-\$50, two-\$30, two-\$20) will be awarded to the **4-H or FFA members** who obtain the most points for entries in the **Indoor Exhibit Building** only. This includes the Open Class and Agricultural Mechanics exhibits.

Three cash awards (one-\$50, one-\$30, one-\$20) will be awarded to the **Open Class adult exhibitors** who obtain the most points for entries in the **Indoor Exhibit Building** only.



Cupcake Wars

Thursday, August 1, 2024 @ 2:00 p.m.
Please check in no later than 1:45 p.m.

Registration due: June 28, 2024
Craig County OSU Extension Office

There will be 2 age divisions.

- ◆ Junior Division: Minimum age 8 and in the 3rd – 7th grade
- ◆ Senior Division: 8th – 12th grade

(You may have a team of 2 or 3 people.)

1st, 2nd, and 3rd placings will be awarded in each age division.

4-H COMMUNICATION & EXPRESSIVE ARTS DIVISION 300 4-H POSTER ART EXHIBIT

PREMIUMS: 1st-\$4.00, 2nd-\$3.00, 3rd-\$2.00, 4th-\$1.00
Poster must be constructed on poster board, 14"x22". It may be horizontal or vertical. Poster may be produced by any medium - watercolor, ink, crayon, acrylic, charcoal, collage, computer, etc. Poster must be flat. Do not use 3-dimensional pieces on poster. Posters will be judged on 1) educational idea portrayed, 2) public appeal, & 3) creative & original ability presented. Copyrighted or trademarked cartoon characters or other designs must not be used due to copyright. Exhibitors are encouraged to laminate or cover poster with clear plastic film. Poster must be signed and dated on back in permanent marker before laminating. Poster text should be readable from 10 ft. away. The 4-H member's name, grade before September 1, and county should be on the back of the poster in the upper left hand corner. Poster must include 4-H Clover or mention 4-H.

Beginner Division - (Grades 3 - 5)

- 4-H promotional poster designed to recruit 4-H members, volunteers, promote a 4-H event or promote a 4-H project.
- Poster designed to promote 4-H using the theme "Find Your Spark in 4-H".
- Poster recognizing or documenting one of the following: Oklahoma 4-H history during one decade or the evolution of a particular 4-H project area over the decades.

Intermediate Division - (Grades 6 - 8)

- Same as Class 1
- Same as Class 2
- Same as Class 3
- Same as Class 4
- Same as Class 5

Advanced Division - (Grades 9 - 12)

- Same as Class 1
- Same as Class 2
- Same as Class 3

301 4-H EDUCATIONAL BOOTH DISPLAY

PREMIUMS: 1st-\$25.00, 2nd-\$20.00, 3rd-\$15.00, 4th-\$10.00
This must be an in-depth look at a 4-H project or projects. Space for the booth is 3'x4' with back up to 4'. Models, photographs, posters or other means of display may be used. Display must be free-standing. Models, photographs, posters or other means for display may be used. Display may be prepared by an individual or group from a county. Criteria for judging will be 1) effectiveness of the message, 2) appropriateness to the theme, 3) interest and attractiveness to the public. Display must be suitable for display at a local business during National 4-H week or at another time. Exhibits in this section must prominently display a 4-H Clover or mention 4-H.

- Promotion of a specific 4-H project area, member recruitment, current youth issue, event, etc.
- Community service - Sharing about a community service that a 4-H member or 4-H group has done and the impact on others. Project should be an extension of a 4-H project area.
- The theme "Find Your Spark in 4-H"

302 4-H PHOTOGRAPHY

PREMIUMS: 1st-\$4.00, 2nd-\$3.00, 3rd-\$2.00, 4th-\$1.00
Exhibits consist of photos taken by the individual exhibitors. A photo can be entered only 1 year. Individuals can exhibit in only 1 level, and may enter only 1 exhibit per class in that level. Grades within levels are before Sept. 1 of current calendar year.

- Level 1 - members who have beginning skill level
- Level 2 - members who have intermediate skill level
- Level 3 - members who have advanced skill level

• Digital Photos may be entered. Adjustments are limited to color and contrast adjustments, cropping, gray scaling, exposure adjustments and red eye reduction (except for classes 25-28).

• Black & white or color prints may be exhibited. Prints must be no smaller than 4"x6", no larger than 5"x7" (except when panoramic prints), except classes 5, 10, 14, 18, and 22 where prints may be up to 8"x10". Prints should be on photo-quality paper (not copy paper). Print quality is taken into consideration by the Judge. Photos will be disqualified if in a frame.

• Prints must be securely attached to the surface of a single black or white (not colored) poster board, foam core or mat board. Photos will be disqualified if on regular printing paper or cardstock. No double matting, use of multiple layers or more than one color. The entire print must be seen and cannot be masked in any way. **Boards must be 14"x14" for all classes.**

• On the front of the board, there must be a title (e.g. My Trip to the Zoo) **and** each photo must have a caption giving the viewer more information about the photo. The title should not be the class description (i.e. "My Day at the Zoo").

The back of board must include name, county, # of years in 4-H photography project.

- One first place exhibit will be awarded a "Best of Show" rosette.

Level 1: Focus on Photography

Junior - Grades 3 - 7

For members who have beginning skill level:

- Four photos, one from each of the following categories: people, animals, plant life and scenery.
- Four photos of people doing different things, showing a variety of activities, camera angles and lighting choices.
- Four otherwise outstanding photos showing common mistakes in picture taking. The caption for each print must correctly identify what is wrong and provide an appropriate solution to prevent the mistake.
- Series of 4 photos telling a story or illustrating a single event.
- Best individual photo made this year.

Senior - Grades 8 - 12

For members who have beginning skill level:

- Same as class 1
- Same as class 2
- Same as class 3
- Same as class 4
- Same as class 5

Level 2: Controlling the Image

Junior - Grades 3 - 7

For members who have intermediate skill level:

- Four photos showing good composition, such as placement of subject, framing, contrast or perspective. The caption for each photo or title of board must explain the ideas being illustrated.
- Four action photos showing use of film speed or digital ISO, include the film speed or digital ISO, shutter speed & aperture if camera is adjustable.
- Four photos showing effect (lighting, media, techniques & processes). The caption for each photo or the title of board must explain the ideas being illustrated.
- Best individual photo made this year.

Senior - Grades 8 - 12

For members who have intermediate skill level:

- Same as class 11
- Same as class 12
- Same as class 13
- Same as class 14

Level 3: Mastering Photography

All Grades

For members who have advanced skill level:

- Four photos showing member's knowledge of one of the following: different lenses, photo lamps, existing light, filters, or special effects. The caption for each photo or title of the board must explain the idea(s) being illustrated.
- Four outstanding "people" pictures.
- Four landscapes or nature photos.
- Best individual photo taken this year.

Digitally Adjusted Photos

Exhibit must include both the original photo labeled "original photo", the digitally adjusted photo labeled "adjusted photo", with a short summary of what was done (cropping, red-eye removal, color or contrast adjustment, gray scaling, exposure adjustment, etc.). Must be on a single black or white poster board, foam core or mat board 14"x14".

- Junior - Grades 3-7
- Senior - Grades 8-12

Digitally Altered Photographic Illustration

Alterations are beyond common photography techniques of red eye removal, cropping, etc. Exhibit includes a print of the original photo labeled "original photo" and the digitally altered image labeled "photographic illustration". Must be on a single black or white poster board, foam core or mat board 14"x14". Attach up to 1/2 page written explanation of the alterations to the exhibit back.

- Junior - Grades 3-7
- Senior - Grades 8-12

Digitally Altered Scanned Image

Alterations are beyond common photography techniques of red eye removal, cropping, etc. Exhibit must include the original image labeled "original image" and the digitally altered image labeled "altered image". Must be on a single black or white poster board, foam core or mat board 14"x14". Attach up to 1/2 page written explanation of the alterations to the exhibit back. Trademark images may not be used.

- Junior - Grades 3-7
- Senior - Grades 8-12

303 4-H CREATIVE ARTS EXHIBITS

PREMIUMS: 1st-\$4.00, 2nd-\$3.00, 3rd-\$2.00, 4th-\$1.00
4-H members may enter only one exhibit per class. Exhibits in all classes are limited to items that cannot be exhibited in other sections. Exhibits must be permanently signed and dated in an inconspicuous location, if size and material permits. Ceramics

should be signed before firing. Paintings, drawings & other items to be hung must have a hangar attached.

Juniors – Grades 3-7

1. Jr. Fine Art -Pencil, charcoal, pastels, chalk, ink
2. Sr. Fine Art – Pencil, charcoal, pastels, chalk, ink
3. Jr. Fine Art - Watercolor
4. Sr. Fine Art - Watercolor
5. Jr. Fine Art - Oil or acrylic
6. Sr. Fine Art -Oil or acrylic
7. Jr. Art Portfolio; Must include at least 5 pieces/pictures of art made by exhibitor
8. Sr. Art Portfolio; Must include at least 5 pieces/pictures of art made by exhibitor
9. Jr. Creative Writing: Must be original work, no more than 500 words, typed in 12 point font, double spaced. Entry should be placed in a paper folder with brads. Exhibitor name and county should be on the front of the folder.
10. Sr. Creative Writing: Must be original work, no more than 500 words, typed in 12 point font, double spaced. Entry should be placed in a paper folder with brads. Exhibitor name and county should be on the front of the folder.
11. Jr. Ceramics - Glazed (maximum of one piece)
12. Sr. Ceramics - Glazed (maximum of one piece)
13. Jr. Ceramics - Stained (maximum of one piece)
14. Sr. Ceramics - Stained (maximum of one piece)
15. Jr. Pottery - Original design made from clay using hand molding or on potter's wheel
16. Sr. Pottery - Same as class 15
17. Jr. Print Process Article-Block printing/other printing methods
18. Sr. Print Process Article-Same as class 16
19. Jr. Nature Craft - Article made from natural materials incl. weaving or basket making
20. Sr. Nature Craft - Same as class 19
21. Jr. Bead Craft Article
22. Sr. Bead Craft Article
23. Jr. Leathercraft - Kit
24. Sr. Leathercraft - Kit
25. Jr. Leathercraft-Original Design
26. Sr. Leathercraft-Original
27. Jr. Handcrafted Wax Candle
28. Sr. Handcraft WaxCandle
29. Jr. Paper Craft
30. Sr. Paper Craft
31. Jr. Plastic Craft - Includes but not limited to Lego, Legos must be glued
32. Sr. Plastic Craft-same as class 31
33. Jr. Duct Tape Craft
34. Sr. Duct Tape Craft
35. Jr. Miscellaneous (limited to items not in any other class)
36. Sr. Miscellaneous - same as class 35

***NOTE: Puppets may either be entered in Design and Construction (Jr. class 42 or Sr. Class 49) or in Paper Craft depending upon medium and criteria.**

4-H SCIENCE & TECHNOLOGY DIVISION

304 4-H TECHNOLOGY EXHIBITS

PREMIUMS: 1st-\$4.00, 2nd-\$3.00, 3rd-\$2.00, 4th-\$1.00

Exhibit must be labeled on the back with the exhibitor's name, 4-H club, county, grade & date poster/exhibit was made. Copy written materials such as professional photos, book, publications, or items on internet **should not be used** as original. Exhibits displayed as posters must be constructed on poster board, 14"x22". They may be horizontal or vertical. Posters will be judged on 1) educational idea portrayed, 2) public appeal, 3) creative & original ability presented. Copyrighted or trademark cartoon characters & designs must not be used due to copyright restrictions.

Flat flyer (one-sided) designed by the exhibitor to promote a club or county 4-H educational program or activity. Computer generated flat flyer (8½"x11" or 8½"x14"). Flat flyers should be securely attached to an appropriately sized poster board.

1. Junior – Grades 3 - 7
2. Senior – Grades 8 - 12

Brochure, card or invitation related to 4-H. May be double-, tri- or four-fold measuring 8½"x11" or 8½"x14" before folding. Attach 2 flat copies of the brochure (one showing the front and the other showing the back) to an appropriately sized poster board no larger than 14"x22". Attach a large envelope to the back of the board and insert a folded copy of the brochure.

3. Junior – Grades 3 - 7
4. Senior – Grades 8 - 12

PowerPoint presentation related to 4-H. Can be PowerPoint, Google slides or other presentation program. Presentation should either promote 4-H or educate about a 4-H project. Presentations should include an official 4-H Clover or mention 4-H. Presentation entry includes a printout of at least 5 slides and script/presentation notes in a folder or notebook. Presentations should be mounted on a free standing display board not to exceed 3'x4' when the sides are extended for display.

5. Junior – Grades 3 - 7
6. Senior - Grades 8 - 12

Digital Media for a group or club project. Submit a video (maximum of 3 minutes) designed for social media use on STEM projects. The video must be in an .MP4 format and submitted on a flash drive. Video may only contain first names of participants and participants must have a signed media release form on file in the county 4-H office.

7. Group Media

STEM Career Poster. Research careers before making. Posters should highlight the variety of STEM related careers and follow the Technology Exhibit poster guidelines and criteria.

8. Junior Poster - Grades 3 - 7 - Draw a Scientist
9. Senior Poster - Grades 8 - 12 - Careers in STEM

Global Positioning Systems (GPS)/

Geographic Information Systems (GIS) Exhibits

4-H Youth will learn about Geographic Information Systems (GIS) concepts by collecting data on a location, describing the attributes. Youth will learn about geospatial technology applications & future career opportunities by working with local government agencies and project partners in their own communities. Increased youth involvement in community service and awareness projects that impact local communities by enhancing economic and community development. Posters/maps must be 14"x22". Maps may be affixed to poster board. The map itself doesn't have to be the full 14"x22". Displays must be free standing and no larger than 3'x3'.

Display illustrating how GPS works, including the user, control and space segments of the system.

10. Junior – Grades 3 - 7

Display illustrating how GPS has been used to improve society.

11. Senior - Grades 8 - 12

Geocache box. Exhibit would include geocache box with contents, description & photograph of the location in which the box will be located. (Check www.geocaching.com for instructions on placing and describing).

12. Junior – Grades 3 - 7

13. Senior - Grades 8 - 12

Hand drawn map. Map can either be informational or directional. Attach a one page explanation of the purpose for the map.

14. Junior – Grades 3 - 7

15. Senior - Grades 8 - 12

Computer generated map. Map can be either informational or directional. Attach a one page explanation of the purpose for map.

16. Junior – Grades 3 - 7

17. Senior - Grades 8 - 12

4-H Robotics

The goal is for 4-H members to explore science, technology and engineering through designing and building a functioning robot. The robot can be either programmable or remote controlled. The robot can be created by an individual or a group. Attach a 3"x5" index card to robot/exhibit, explaining: construction material, how constructed and goal of project, year in project, grade of member, whether or not made from kit, and other pertinent information. Each exhibit should have a one page report explaining the function, purpose and construction of the robot. Displays must be free standing and are limited to 3'x4'.

Programmable or Remote Controlled Robot

18. Junior – Grades 3 - 7

19. Senior - Grades 8 - 12

Display with photographs and explanation of a member developed robot which is not available for exhibit.

20. Junior – Grades 3 - 7

21. Senior - Grades 8 - 12

Group Projects (Developed by two or more 4-H members).

Include all 4-H members' information involved on index card.

22. Programmable or Remote Controlled Robot

23. Display with photographs and explanation of a member developed robot which is not available for exhibit.

Engineering Design Challenges

These are intended to encourage 4-H members to use the Engineering Design process to create their own projects. Projects should include an engineering notebook, journal or description which answers the following questions about their project.

- What is the challenge or task of your project?
- Draw your design
- How did you test your design?
- What were the results? - How did you change design to improve?
- Did you retest it?
- Did results improve?

- Describe your final design and does it work?

- Judged on creativity, design, function & recordkeeping

Marshmallow Catapult Design Challenge

Design a trebuchet-style swing arm catapult. It may be similar to a teeter-totter or swing set. The beam (arm) is able to swing (go up and down). The arm of the catapult must be adjustable from the center to an offset (one side of the beam is longer from

center pivot point). Use at least 5 different types of materials or parts (craft sticks, brads, dowels, etc). Use weights and gravity as the power source. Catapult cannot be larger than a 3 foot cube. Launch a marshmallow at least 6 feet. A journal or engineering notebook should be included to describe the creation, purpose & function of the device. Explain how you built & tested your catapult. Chart your marshmallow launches.

24. Junior – Grades 3 - 7 25. Senior - Grades 8 - 12

Alternative Energy Design Challenge

Design & build a device to utilize wind, solar or water power. Commercially available parts are acceptable, but the majority of the project must be homemade. Must fit entirely within a 12" cube. A journal or engineering notebook should be included to describe the creation, purpose & function of the device. References may include, but are not limited to:

Wind Power: 4-H Power of Wind Curriculum

Solar Power: Solar Powered Housed Activity or Car Activity

26. Junior – Grades 3 - 7 27. Senior - Grades 8 - 12

Wearable Technology Design Challenge

Design a piece of wearable technology. Commercially available parts are acceptable, but the majority of the project must be homemade. A journal or engineering notebook should be included to describe the creation, purpose & function of the device. Resources may include, but are not limited to: WearTec Curriculum Series Book 1-4 or 2017 NYSD Incredible Wearables

28. Junior – Grades 3 - 7 29. Senior - Grades 8 - 12

Rubber Band-Powered Vehicle Design Challenge

Design a wheel-driven vehicle powered only by 1 rubber band (size #64), which will transport a 1 pound "load" (box of baking soda) at least 9 ft. on a smooth flat floor while remaining within the boundaries of a 3 ft. wide parallel track. Speed is not a criteria. There are no restrictions on materials, size, weight or number of wheels. The only energy source is the elastic energy of 1 rubber band. Commercially assembled vehicles are **not** permitted. However, commercially manufactured components may be used as parts of the vehicle. The vehicle must be self-starting. Propulsion must be through the wheels. Transferring energy of the rubber band to wheels via gears, fly wheels etc. is encouraged. No remote control devices permitted. A journal or engineering notebook should be included to describe creation, purpose & function of device. Explain how you built & tested your vehicle & if you made any modifications. Chart collected data & explain how you measured improvements.

30. Junior – Grades 3 - 7 31. Senior - Grades 8 - 12

3-D Printed Items

Item must be an original design. No commercially purchased items may be entered. Entry must include the 3-D printed item, a copy of the plans and 3-5 photos of project and youth during the printing.

32. Juniors 33 Seniors

305 4-H SCIENCE DISCOVERY PROJECTS

PREMIUMS: 1st-\$4.00, 2nd-\$3.00, 3rd-\$2.00, 4th-\$1.00

The goal of this project & exhibit is to allow 4-H members to 1) Use scientific methods to gain an understanding of how things work & the variables that affect them, 2) Take an open & creative approach to problem solving, 3) Learn that a successful outcome is based not on personal opinion, but on scientific fact, 4) Improve written & visual communication skills.

4-H members are encouraged to use their 4-H projects as the basis for their scientific research & discovery project. Exhibits should relate to one of the following topics:

- Behavioral & Social Sciences - Physical Sciences
- Biochemistry, Medicine, & Health Sciences
- Botany & Zoological Sciences - Computer Science
- Earth & Space Sciences - Engineering
- Environmental Sciences - Mathematics

Resources for finding project ideas are: WWW Virtual Library: Science Fairs; <http://physics.usc.edu/~gould/ScienceFairs/and> Oklahoma Science Fairs. <https://osfef.zfairs.com/>. Must be free standing and are limited to 3'x4'.

1. **Beginning Div.** (Grades 3-5) - A display illustrating the project.
2. **Intermediate Div.** (Grades 6-8) - A display with an accompanying report of approximately two typewritten pages.
3. **Advanced Div.** (Grades 9-12) - A display and a written report about the project that includes an interview with a scientist, science teacher or someone knowledgeable in the area that is being studied. Reports should be three to five pages in length.

4. **Team Exhibit** (All Grades) - Team may include a maximum of three members. - A display and a written report about the project. It is recommended that it includes an interview with a scientist, science teacher or someone knowledgeable in the area that is being studied. (Example: an engineer could help with engineering projects.) Reports should be three to five pages in length.

4-H CONSUMER/FAMILY SCIENCES DIVISION 306 4-H DESIGN AND CONSTRUCTION

PREMIUMS: 1st-\$4.00, 2nd-\$3.00, 3rd-\$2.00, 4th-\$1.00

All Design & Construction projects will be required to have the Skill Mastery sheet securely attached to the project. (<https://4h.okstate.edu/projects/design-and-construction/curriculum-and-patterns.html>) The Skill Mastery Sheet is an education tool to guide project work. Click Sample Technique Cards to find instruction for many of the techniques noted in the skill sheet (i.e., facings, zippers, hems, fasteners, etc.). Instruction sheets for projects listed can be found at: <https://4h.okstate.edu/projects/design-and-construction/project-guide-sheets.html> Fair exhibits have been carefully selected & directed for members to investigate & learn specific skills/information & to demonstrate mastery of these skills information. The end product is being evaluated on the skills "learned/mastered." The skill sheet serves as the member's "personal reflection" & communicates to the judge what was learned. The skills sheet is to be used as a planning tool. This may require members, leaders & educators to look up terms & learn techniques as part of the educational process. Resources, instructions & project guides are posted online. Members are encouraged to seek out other valid resources which teach proper technique & knowledge in the areas of design & construction.

General skills to be mastered in project in ADC, IDC & HTDC:

Structural Design: Construction technique, size, form, color & texture suited to the materials & product end use.

Elements of Design: The finished project illustrates the member is learning or "mastering" the basic elements of design - line, shape or form, texture, color & space.

Principles of Design: The finished project illustrates an awareness & application of the principles of harmony, proportion, balance, rhythm & emphasis adding dimension, interest and/or appeal to the finished product.

Surface Design: This is any lines, shapes, colors, textures or materials applied to the product or item that creates an emotional or personal quality, individuality & creative expression without disturbing initial/end purpose/how it is used. Design is that "something" which makes the item unique to the individual designer.

Descriptions: Exhibits requiring a report/description/expense sheet of any kind can be typed or neatly hand-written. It should be 1-2 pages and if typed, must be double-spaced, 12 pt. font. Report must be attached securely to exhibit. A 4-H member may enter only 1 exhibit per class.

4-H Apparel Design & Construction (ADC)

Grades 3 - 5

Project must have at least 2 of the skills for ADC Level 1 or 2 project work. Some classes have specific skills/techniques that must be incorporated into the exhibit.

1. **Simple tops** - shirt, tank top, t-shirt, vest, poncho, costume, similar item. No lined garments. Exhibit must have 2 or more specific techniques under the following headings Level 1 Mastery Sheet: Buttons, Casing, Hem, Seams, Seam Finishes
2. **Simple bottoms** - shorts, capris, pants, skirt, costume, similar item. Garment is not to be lined, have pockets or a zipper. Exhibit must have 2 or more of the specific skills/techniques under the following headings Level 1 Mastery Sheet: Hem, Seams, Seam Finishes, Waistband
3. **Simple lined or unlined one-piece garment** with one or more: pocket, waistband or facing - top, bottom, robe, jacket, dress, jumpsuit, vest, poncho/shawl, costume, similar item. Exhibit must have 2 or more of the specific skills/techniques under the following headings Level 1 or 2 Mastery Sheet: Facing, Pocket, Waistband, Zipper, Interfacing, Seam Finish. Waistband can be a flat front band or elastic back.
4. **Non-human apparel** - doll, pet or livestock garment/costume, similar item
5. **Simple sewn fashion accessory** - hat, scarf, bag, wallet, purse, mittens, string-pack or textile based jewelry, similar item.
6. **Knitted/crocheted fashion accessory** - knitted/crocheted hat, scarf, bag, wallet, string-pack or textile based jewelry, similar accessory. Exhibit must have 2 or more of the specific

skills/techniques under the following headings Level 1 or 2
Mastery Sheet: Crochet, Knitting

7. **Recycled/upcycled apparel/garment/fashion accessory** with before & after (garment/accessory being worn) pictures and a written description of the design & construction process/steps the member undertook and reason(s) for "redesign." See Frugal Fashion Instruction Sheet and other OK Recycle & Redesign resources.

Grades 6 - 8

Project must have at least 2 of the skills for ADC Level 2 or 3 project work. Some classes have specific skills/techniques that must be incorporated into the exhibit.

8. **Blouse/shirt with sleeves & closure** - Exhibit must have 2 or more of the specific skills/techniques under the following headings Level 3 Mastery Sheet: Buttons and Buttonholes, Fasteners, Sleeves, Zippers. No jackets, coats or vests.
9. **Lined or unlined bottom with zipper and pocket(s)** - Exhibit must have 2 or more of the specific skills/techniques under the following headings Level 3 Mastery Sheet: Interfacing/Underlining, Lining, Pockets, Zippers. Pocket style must be one described on the skill sheet.
10. **Lined or unlined two-piece garment** - coordinating top & bottom, jacket/vest with bottom/dress, PJ's, uniform, costume, similar item. Exhibit must have 2 or more of the specific skills/techniques under the following headings Level 3 Mastery Sheet: Buttons and Buttonholes, Fasteners, Interfacing/Underlining, Lining, Pockets, Sleeves, Zippers.
11. **Sewn fashion accessory** with closure/fastener and seams - hat/earmuffs, wallet, bag/purse/backpack, costume accessory (gloves, apron, bustier), textile based jewelry, similar item. See specific skills/techniques under the following headings Level 3 Mastery Sheet: Buttons and Buttonholes, Fasteners, Seams and Seam Finishes, which may apply.
12. **Fashion garment or accessory** created by knitting/crocheting/tatting/felting or similar technique. No accessory is to be constructed from commercial/purchased fabric (woven, knit, felt, etc). Knitted or crocheted exhibit must have 2 or more of the specific skills/techniques under the following headings Level 3 Mastery Sheet: Crochet and/or Knitting
13. **Recycled/upcycled apparel/garment/fashion accessory** with before & after (garment/accessory being worn) pictures and a written description of the design & construction process/steps the member undertook and reason(s) for "redesign." See Frugal Fashion Instruction Sheet and other OK Recycle & Redesign resources.

Grades 9 - 12

Project must have at least 2 of the skills for ADC Level 3 or 4 project work. Some classes have specific skills/techniques that must be incorporated into the exhibit.

14. **One-piece lined or unlined garment** - pants, skirt, coat, jacket, dress, jumpsuit, uniform, formalwear, costume, similar item with 2 or more of the specific skills/techniques under the following headings Level 4 Mastery Sheet: Collar/Cuff, Buttons and Buttonholes, Fasteners, Hem, Interfacing/Underlining/Interlining, Lining, Seam, Seam/Finish, Zippers.
15. **Two-piece lined or unlined ensemble/coordinate** - coat/jacket/vest/shirt/blouse with dress/pants/slacks/skirt, suit, costume, similar two-piece coordinate with 2 or more of the specific skills/techniques under the following headings Level 4 Mastery Sheet: Collar/Cuff, Buttons and Buttonholes, Fasteners, Hem, Interfacing/Underlining/Interlining, Lining, Seam, Seam/Finish, Zippers.
16. **Sewn fashion accessory with closure/fastener and seams** - hat/earmuffs, wallet, bag/purse/backpack, costume accessory (gloves, apron, bustier), textile based jewelry, similar item. See specific skills/techniques under the following headings Level 3 Mastery Sheet: Buttons and Buttonholes, Fasteners, Seams and Seam Finishes, which may apply.
17. **Fashion garment or accessory** created by knitting/crocheting/tatting/felting or similar technique. No accessory is to be constructed from commercial/purchased fabric (woven, knit, felt, etc). Knitted or crocheted exhibit must have 2 or more of the specific skills/techniques under the following headings Level 4 Mastery Sheet: Crochet and/or Knitting
18. **Functional fashion garment or accessory designed for special needs** - "Special needs" being the individual requirements of a person with a mental, emotional, physical disability or disease. **MUST** include description of whom it was made for, why the need, any special adaptations per the

individual's request, & other pertinent information supporting the finished product. Examples: apron/tidy-top, garment adaptation, mastectomy pillow, cancer cap/hat, slippers/shoes, wheel chair - coat, gloves, backpack, cell phone caddy, etc. The exhibit is for garments/accessories worn by the person. See IDC class 40 for other items. See Citizenship through Service Learning and Sewing for Special Needs instructions.

19. **Recycling/upcycling apparel on a budget** - focus is on the skill/technique mastery applied to the recycling/upcycling of a garment with a budget of \$10. Must include an expense sheet for any supplies/garments purchased. In kind or on-hand supplies (thread, fabric/trim scraps, buttons, interfacing, etc.) used in the design and construction are to be listed on the expense sheet. Exhibit must include before and after (garment being worn) pictures and a written description of the design and construction process the member undertook. See Frugal Fashion Instruction Sheet and other OK Recycle & Redesign resources.

All Grades - ADC

20. **All grades: Apparel Design Project Portfolio** - is a great record keeping tool. It will be a valuable source for ideas & future projects, a place to share any project work done in ADC & provide a place to show samples of new techniques or knowledge explored in ADC. The notebook must have 3 sections - 1) Projects/Products, 2) Sample Technique Pages & 3) Creative Inspirations & Ideas. See Design Portfolio instructions. All portfolios will be judged together.

4-H Interior Design & Construction (IDC)

IDC project must be made largely from a textile product unless otherwise stated. A textile is a flexible material made of fiber/thread/yarn. Textiles are formed with various methods including weaving, knitting, crocheting, knotting or felting. Other words for textiles are cloth and fabric.

Grades 3 - 5

Project must have at least 2 of the skills for IDC level 1 or 2 project work. Some classes have specific skills/techniques which must be incorporated into the exhibit. The following headings on the Mastery Sheet may apply to many of the listed projects: Buttons, Casing, Gathering, Hem, Seam, Seam Finish, Buttons & Buttonholes, Crochet, Darts, Facing, Fasteners, Interfacing, Knitting, Pleats & Zippers.

21. **Home accent kitchen** - apron, food caddy/warmer, appliance cover, message center/board, simple curtains, tablecloth, simple table runner, hand/dish towel, potholders, hot pad, lunch bag, 1 placement, 2 napkins, similar item. Exhibit should illustrate some skill mastery of hand or machine sewing techniques.
22. **Home accent bedroom** - 2 pillow cases, 2 coordinating pillows, pair of curtains (no commercially produced linens) or any combination of 2 coordinating pieces (blanket/quilt with binding, lamp shade, lap desk, rug-latched/woven/braided/etc., painted floor cloth, other item for the bedroom)
23. **Simple storage bag without zipper** - laundry, jewelry, cosmetic/toiletry/shaving/pencil, book/electronic cover, similar bag for home/school/office/shop/vehicle/exercise/hobby/barn/etc. No fashion accessory type bags.
24. **Home accent storage** - bucket caddy, hanging storage unit, under-bed storage, basket liners, storage box, locker storage, scrapbook cover, similar item. No bags.
25. **Seasonal décor sewn from fabric** - table runner, 1 placemat with napkin, wall hanging, yard flag/banner/windsock, centerpiece, decoration, similar item sewn by hand or machine stitching. This class is not intended for full size quilts/blankets which do not fit "seasonal décor."
26. **Recycled/upcycled furniture** - painted, stained, refinished, decoupage, tiled or upholstered furniture or other appropriate technique to recycle/repurpose a piece of furniture. Purchasing an unfinished piece of furniture does not qualify as recycling/repurposing. Must include before & after (furniture displayed showing how it fits a room's décor) photos, description of the process - inspiration/design process, who it was made for, why the need, any special considerations, other information supporting the finished product. See Recycle and Redesign instruction sheet.

Grades 6 - 8

Project must have at least 2 of the skills for IDC level 2 or 3 project work. Some classes have specific skills/techniques which must be incorporated into the exhibit. The following headings on the Mastery Sheet will apply to many of the listed projects: Buttons and Buttonhole, Casing, Crochet, Darts, Facing, Fasteners, Gathering, Hem, Knitting, Pleats, Seam, Seam Finish,

Zipper, Applique, Interfacing/Underlining, Lining, Pockets, Staystitching, Trims, Top Stitching & Zipper.

27. **Design storyboard** - for an "ultimate/ideal" room, Include color scheme, wall treatment, floor treatment, floor plan, etc. Exhibit will consist of a multimedia presentation, notebook or story board (matte/foam core board 20"x15") with above items & description of what was learned. Project can include but not limited to pictures, samples, diagram of room, drawings, narration, cost comp of supplies, arrangements & budget/cost of project. See Storyboard instruction sheet.
28. **Home accent kitchen** - apron, food caddy/warmer, appliance cover, message center/board, simple curtains, tablecloth, simple table runner, hand/dish towel, potholders, hot pad, lunch bag, 1 placemat, 2 napkins, similar item. Exhibit should illustrate some skill mastery of hand or machine sewing techniques.
29. **Home accent bedroom** - Examples: 2 pillow cases, 2 coordinating pillows, pair of curtains or any combination of 2 coordinating pieces (blanket/quilt with binding, lamp shade, lap desk, rug-latched/woven/braided/etc., painted floor cloth, other item for the bedroom) Added to beginning level new class 22.
30. **Storage bag with some type of closure other than drawstring** - laundry, jewelry, cosmetic/toiletry/shaving/pencil, gym/tool/equipment/sewing bag, book/electronic/computer cover, garment bag, similar bag for home/school/office/shop/vehicle/exercise/hobby/barn/etc. No fashion accessory type bags.
31. **Home accent storage** - bucket caddy, hanging storage unit, under-bed storage, basket liners, storage box, locker storage, scrapbook cover, similar item
32. **Seasonal décor sewn from fabric** - table runner, 2 placemats with napkins, wall hanging, yard flag/banner/windsock, centerpiece, decoration, similar item sewn by hand or machine stitching This class is not intended for full size quilts/blankets which do not fit "seasonal décor."
33. **Recycled/upcycled furniture** - painted, stained, refinished, decoupage, tiled or upholstered furniture or other appropriate technique to recycle/repurpose a piece of furniture. Purchasing an unfinished piece of furniture does not qualify as recycling/repurposing. Must include before & after (furniture displayed showing how it fits a room's décor) photos, description of the process - inspiration/design process, who it was made for, why the need, any special considerations, other information supporting the finished product. See Recycle and Redesign instruction sheet.

Grades 9 - 12

Project must have at least 2 of the skills for IDC level 3 or 4 project work. Some classes have specific skills/techniques which must be incorporated into the exhibit. The following headings on the Mastery Sheet will apply to many of the listed projects: Applique, Buttons and Buttonhole, Bias Tape, Couture Technique/ Historic Technique, Crochet, Darts, Facing, Fasteners, Hem, Interfacing/Underlining, Knitting, Lining, Mitered Corners, Pleats, Pockets, Seam, Seam Finish, Staystitching, Trims, Top Stitching & Zipper.

34. **Design storyboard** - for an "ultimate/ideal" room, Include color scheme, wall treatment, floor treatment, floor plan, etc. Exhibit will consist of a multimedia presentation, notebook or story board (matte/foam core board 20"x15") with above items & description of what was learned. Project can include but not limited to pictures, samples, diagram of room, drawings, narration, cost comparison of supplies, arrangements & budget/cost of project. See Storyboard instruction sheet.
35. **Home accent living/family room** - any combination of two-piece coordinates for living/family room - slipcovers, lined or unlined curtains/drapes/shades, pillows, lap throw/quilt, remote caddy, ottoman, lamp shade, fireplace mantel scarf, doily, similar item. No full size quilts.
36. **Home accent outdoors/patio/camping** - any combination of two-piece coordinates - picnic/BBQ accessories, patio furniture cushions/covers, shades, 1 placemat with napkin (this is a "set" & does not count as a two-piece coordinate), utensil/condiment caddy, insulated carrier, picnic blanket, outdoor sling chair, hammock, sleeping bag, similar item
37. **Recycled/upcycled furniture** - painted, stained, refinished, decoupage, tiled or upholstered furniture or other appropriate technique to recycle/repurpose a piece of furniture. Purchasing an unfinished piece of furniture does not qualify as recycling/repurposing. Must include before & after (furniture displayed showing how it fits a room's décor) photos, description of the process - inspiration/design

process, who it was made for, why the need, any special considerations, other information supporting the finished product. See Recycle and Redesign instruction sheet.

38. **Seasonal décor sewn from fabric** - table runner, 2 placemats with napkins, wall hanging, yard flag/banner/windsock, centerpiece, decoration, similar item sewn by hand or machine stitching This class is not intended for full size quilts/blankets which do not fit "seasonal décor."

All Grades - IDC

39. **Functional home accessory design for "special needs"** - *"Special needs" being the individual requirements of a person with a mental, emotional, physical disability or disease. MUST include description of who it was made for, why the need, any special adaptations per the individual's request, & other pertinent information supporting the finished product. Examples: sensory swing/activity station, fidget quilt/blanket/mat, bedding/pillows/lap blanket, weighted/pressure/gravity blanket, bed/chair/walker caddy, bath or kitchen accessory, bedrail, storage, etc. See Citizenship through Service Learning and Sewing for Special Needs instructions.*
40. **Seasonal décor non fabric/textile** - wall hanging, centerpiece, decoration, similar item. Exhibit is not to be constructed primarily from fabric or any textile based product. It can have some textiles, i.e., lace, ribbon, buttons, etc.
41. **Interior design project portfolio** - is a great record keeping tool. It will be a valuable source for ideas & future projects, place to share any project work done in IDC, & provide a place to show samples of new techniques or knowledge explored in IDC. The notebook must have 3 sections - 1) Projects/Products, 2) Sample Technique Pages & 3) Creative Inspirations & Ideas. See Design Portfolio instructions. All portfolios will be judged together.

4-H Hobbies/Textile Design & Construction (HTDC)

HTDC projects are made from a textile product created by the exhibitor, unless otherwise stated. A textile is a flexible material made of fiber/thread/yarn. Textiles are formed with various methods including weaving, knitting, crocheting, knotting or felting. Other words for textiles are cloth and fabric.

Grades 3 - 6

Project must have at least 2 of the skills for HTDC level 1 or 2 project work. Some classes have specific skills/techniques which must be incorporated into the exhibit.

42. **Simple sewn stuffed animal, doll or puppet with both hand and machine stitching techniques.** Focused on showing technique mastery/what was learned constructing the finished product.
43. **Decorative textile technique** - Skill techniques being mastered/learned - screen printing, transfer printing, fabric pens, tie dye, batik, stenciling, block printing or similar method applied to a textile foundation, such as clothing (shirt/apron/accessory), home décor (wall-hanging/picture/pillow/rug/pillowcase) purchased or sewn by exhibitor. Skill techniques in classes 44 - 47 are not to be exhibited in this class. Focus is on mastery of 1 or more decorative textile techniques, creativity, & mastery of use of design elements & principles.
44. **Textile fabric creation** - Skill techniques being mastered - weaving (beading or textile), latch-hook, braiding, macramé, knitting, crochet, felting, basket weaving or combination of 1 or more of these techniques to create a textile. "Textile" defined as any woven, looped or felted thread or fiber. Focus is on the mastery of 1 or more defined textile techniques used to complete a finished product, creativity & mastery of the use of design elements & principles. Examples - toy/game (rug for doll house, doll, ball, etc), home décor (doily, table scarf, pillow, coaster, wall hanging, plant hanger, small basket, linen-dish cloth, scrub, towel, pillow cover, etc), clothing/fashion accessory (hat, scarf, purse/bag, jewelry, etc), similar item. Skill techniques in classes 43, 45 - 48 are not to be exhibited in this class.
45. **Needle art by hand** - Skill techniques - hand embroidery, counted cross-stitch, needlepoint, crewel embroidery, needle punch or smocking applied to towel, pillowcase, garment, home accessory. Pictures must be framed. Base/foundation for needle art can be purchased or sewn by exhibitor. Focus is on mastery of 1 or more "hand" needle art techniques, creativity & mastery of use of design elements & principles.
46. **Needle art by machine** - simple machine embroidery, cross stitch/decorative stitches, or applique applied to small decorative items, home accessories, towel, pillowcase,

garment, picture, flag, banner, windsock, etc. Base/foundation for needle art can be purchased or sewn by the exhibitor. Focus is on mastery of 1 or more machine created needle art techniques, creativity & mastery of use of design elements & principles. No full size quilts.

47. **Machine pieced or appliqued item** - machine piecing and/or applique in the creation of a "textile/fabric." From the piece, design & construct apparel, fashion accessory or home décor item. Focus is on mastery of 1 or more machine pieced or applique techniques, creativity & mastery of use of design elements & principles. Examples include picture, wall art, pillow, bag, doll quilt, flag, banner, windsock. No full size quilts.
48. **Repurposed textile creation** - Item made from repurposed textile material/product which can be worn/carried or used in the home. Must include before & after (item being worn/displayed, show how it was designed to fit room décor) photos, description of the process- inspiration/design process, who it was made for, why the need, special considerations, other pertinent information for the finished product. Focus on appropriate use of repurposed textile, end product quality product, creativity & application of design elements/ principles. See Recycle & Redesign instruction sheet

Grades 7-12

Project must have at least 2 of the skills for HTDC level 3 & 4 proj work. Some classes have specific skills/techniques which must be incorporated into the exhibit.

49. **Stuffed animal, doll or puppet** with minimum of 2 hand & 2 machine sewing techniques (embroidered/appliqued/textile) painted facial features, hair constructed from yarn/floss/fur, movable parts (arm, mouth, legs, etc), use of fake fur or similar combination of techniques showing mastery of skill/technique applied to finished product.
50. **Decorative textile technique** - Create a piece of fabric using 2 or more decorative textile techniques described in class 43. From the piece of fabric, design & construct apparel, fashion accessory or home décor item. Skill techniques in classes 51 - 56 are not to be exhibited in this class. Focus is on mastery of technique, creative & appropriate blending of 2 or more decorative textile techniques, fabric/trim fittingly showcased in finished product & mastery of design elements & principles.
51. **Textile fabric creation** - Design & construction of an original "fabric/trim" using at least 2 techniques described in class 44. Additional techniques might include, but not limited to, hand spinning, cotton linter & tatting. From the textile fabric, design & construct apparel, fashion accessory or home décor item. Focus is on the mastery of 2 or more textile techniques used to produce a textile, creative & appropriate use of the "textile" in finished product & mastery of use of design elements & principles. Skill techniques in classes 50, 52 - 56 are not to be exhibited in this class.
52. **Needle art by hand** - 2 or more of these "hand" techniques. Techniques include, but not limited to, embroidery (floss, yarn (crewel) or ribbon), cross-stitch, needlepoint needle punch, smocking, Trapunto quilting, hand quilting or similar technique. Base/foundation for needle art can be purchased or sewn by exhibitor. Exhibit must be a finished product ready to display/use. Focus is mastery of 2 or more "hand" needle art techniques, creativity, & mastery of use of design elements & principles. This class is not intended for pieced quilts. A pieced quilt would be exhibited in class 54 or 55.
53. **Needle art by machine** - 2 or more of these "machine" techniques: original free motion embroidery/thread painting, "modified" commercial/software based embroidery design (must describe modifications on skill mastery sheet), Trapunto quilting, quilting, applique or other advanced needle art technique applied to clothing, fashion accessory or home/school/office décor. Base/foundation for needle art can be purchased or sewn by exhibitor. Focus is on mastery of 2 or more machine created needle art techniques, creativity & mastery of use of design elements & principles. This class is not intended for pieced quilts. A pieced quilt would be exhibited in class 54 or 55.
54. **Hand pieced and/or hand appliqued item finished with hand quilting - piecing and/or applique & quilting must have been done by hand, not by machine.** Examples might include: picture or wall art, pillow, bag, doll quilt, table runner, lap robe, etc. Focus is on mastery of "hand work", creativity & mastery of use of design elements & principles.
55. **Machine pieced and/or machine appliqued item finished with machine quilting** - Quilting must be done by the

exhibitor. Examples might include picture or wall art, pillow, bag, doll quilt, lap robe, table runner, etc. Focus is on mastery of 1 or more "machine pieced or appliqued techniques", creativity & mastery of use of design elements & principles.

56. **Repurposed textile creation** - Item made from repurposed textile material/product which can be worn, used in the home, at school, in the office, on the job, car/boat/vehicle. Must include before & after (picture being worn or displayed, showing how it was designed to fit room décor) photos, description of the process - inspiration/design process, who it was made for, why the need, special considerations, other pertinent information supporting the finished product. Focus is on appropriate selection of textile, appropriate construction techniques for end use, creativity & use of design elements & principles. See Recycle & Redesign instruction sheet

All Grades - HTDC

57. **Hobbies and textiles design project portfolio** - is a great record keeping tool. It will be a valuable source for ideas & future projects, a place to share any project work done in HTDC & provide a place to show samples of new techniques or knowledge explored in HTDC. The notebook must have 3 sections - 1) Projects/Products, 2) Sample Technique Pages & 3) Creative Inspirations & Ideas. See Design Portfolio instructions. All portfolios will be judged together.
58. **Quilts of valor community service** - Group or individually constructed quilt, constructed for the express purpose of being presented to a veteran as part of Quilts of Valor program. If available, attach the presentation script used in the awards ceremony or a copy of the report submitted to Quilts of Valor. <https://www.qovf.org/take-action/report-a-quilt-of-valor-award/> Pictures of the presentation are welcome, be sure to have veteran's approval to use their picture in display.

307 4-H BABYSITTING/CHILD CARE

PREMIUMS: 1st-\$4.00, 2nd-\$3.00, 3rd-\$2.00, 4th-\$1.00 Junior (Grades 3 - 7)

1. **Baby Book:** Any practical size, minimum of 5 pages covering at least 9-10 months of development. Includes photographs, drawings, mementos and comments on developmental milestones. Must be clear that 4-H'er has contributed child development information to book. Baby books prepared earlier by parents may not be entered unless 4-H'er reworks the information. Handwriting should be the youth preparing the exhibit, not an adult. See Unit One, page 13.
2. **Puzzles Help Children Learn:** Any Size. Two puzzles developmentally appropriate for children at 2 distinct age and ability levels. Each puzzle must have its own storage container. Puzzles must be sturdy & covered so can be cleaned with damp cloth. Describe the child for whom each puzzle would be appropriate by giving child's age, interest, ability. Puzzles should be suitable for either boys or girls. Do not indicate a puzzle is for boys or girls only. Commercially made puzzles are not eligible.
3. **Child Care Poster:** Must be 14"x22" & be signed & dated on the back prior to lamination. Choose one of these topics to develop poster: Behavior & Guidance - include pictures & facts about child development; Safety Risks & Procedures - include common safety risks that a babysitter needs to be aware of & procedures to address safety issue; Ages & Stages of Development
4. **Basic First Aid:** Create a basic first aid kit from scratch (not a purchased kit) that includes basic supplies to take care of small accidents such as bumps, scrapes, stings & sprains. Include an emergency contact list in first aid kit that includes, but is not limited to: emergency numbers for police, fire department, poison control, veterinarian, etc. Include supply list & cost to put the kit together. The kit should be in a container with a lid or zipper closure. Make sure there is a label on the kit identifying it as a "First Aid Kit".

Senior (Grades 8 - 12)

5. **Children's Book:** Written, illustrated & constructed by 4-H'er. May be written for a specific child with text relating to that child or for children of certain age range. Indicate appropriate age range. Construction paper, computer printout, cloth or poster board may be used. Illustrations may be drawn, photographs, appliques, magazine pictures or reassembled from other books.
6. **Surprise Suitcase:** Fill suitcase with homemade or store bought items for children you babysit. Could include books, puzzles, games, play dough, balls & costumes. Indicate appropriate age child to use each item. Include records of how children responded to materials. Package in suitcase that can be

taken to the home. May include commercial puzzles. Contents need to be in a suitcase or a container with a lid.

7. **Create a Game:** Create a board game or card game to teach a specific topic to a child. Examples might include, but are not limited to: hygiene practices, exercise & fitness, safety, etc. Game boards must be 14"x22" & must be signed & dated on back prior to lamination. Laminate board, cards & pieces so they are durable. Include written instructions of the game. Note in the instructions, the age appropriateness of the game.

4-H HEALTH/LIFESTYLE EDUCATION DIVISION

308 4-H FOOD SCIENCE EXHIBITS

PREMIUMS: 1st-\$4.00, 2nd-\$3.00, 3rd-\$2.00, 4th-\$1.00

Criteria for evaluation educational displays & posters include: Originality—20 pts., Educational Value—50 pts., Display Value—30 pts. 4-H members can enter one exhibit per class, but within age divisions.

Food Preparation Exhibits

All food products must be on a paper plate and in a sealed plastic bag. May use recipes indicated in 4-H Foods Manuals or other recipes that fit the requirements. Cakes must be made from scratch using shortening mixing method (no angel food or chiffon -type). Bread machines may be used for the bread exhibits but bread must be made from scratch - no mixes.

Level Two - Grades 3 - 5

1. Three muffins
2. Three rolled biscuits
3. Three baked drop cookies (no shaped cookies such as snickerdoodle or peanut butter)

Level Three - Grades 6 - 8

4. One-half loaf of any yeast bread (not a sweet dough) made by hand or in bread machine.
5. Three yeast cinnamon rolls (no icing)
6. Three rolled sugar-type cookies (no icing, no gingerbread)

Level Four - Grades 9 - 12

7. One-half loaf or portion of breads from another culture. Include a one page story on how this bread fits into that culture and its nutritional contribution
8. One-half of one 8" or 9" layer un-iced cake (no angel food or chiffon)
9. Two-crust fruit pie — 9" or 10" disposable pie pan. Crust and filling must be made by exhibitor.

Food Preservation Exhibits

Canned foods should be placed in clear uncolored standard canning jars and properly sealed with two piece lids (no paraffin on jams and jellies). Other types of jars will be rejected. Jar rings should be left on for display. Judges will remove the screw-bands at time of judging. Labels should be neat and plainly written. Jars of jams and jellies may be evaluated for taste in addition to traditional attributes.

Level Two - Grades 3 - 5

10. One pint or half pint jar of jam or jelly processed in boiling water canner
11. Two pieces of fruit leather
12. One pint or half pint of salsa/ picante sauce

Level Three - Grades 6 - 8

13. One pint jar cucumber pickles
14. One pint or quart of any single canned fruit (not pickled)
15. Dried fruit (1/2 cup of a single dried fruit). Display in sealed plastic sandwich/freezer bag.

Level Four - Grades 9 - 12

16. One pint or quart jar pressure canned vegetables (no tomatoes or pickles)
17. One quart or one pint jar of plain canned tomatoes.
18. Dried Vegetable (1/2 cup of a single dried vegetable). Display in a sealed plastic sandwich/freezer bag.

Food Science & Nutrition Poster & Educational Displays

Posters must be 14"x22" and displays 3'x4' and self-standing.

Diversity Exhibits

Level Two - Grades 3 - 5

19. Educational poster based on breads or cheeses of another country or countries.

Level Three & Four - Grades 6 - 12

20. Educational poster based on the foods from another culture. Can be based on a cultural celebration.

Nutrition Exhibits

Level Two - Grades 3 - 5

21. Educational poster based on recipe modification for healthful eating.

Level Three - Grades 6 - 8

22. Educational poster based on the nutritional contributions of fruits and vegetables

Level Four - Grades 9 - 12

23. Educational display based on a recipe modification to include:

- Original recipe and what modifications were made
- Benefits of the modifications
- How did the modifications impact the above factors?
- What were other people's responses to the modifications?

Food or Kitchen Safety Exhibits

Level Two - Grades 3 - 5

24. Educational poster based on food or kitchen safety

Level Three - Grades 6 - 8

25. Educational poster based on protein food safety

Level Four - Grades 9 - 12

26. Educational poster based on outdoor cookery or grilling

Other Exhibits

Level Two - Grades 3 - 5

27. Educational poster illustrating a place setting for a specific occasion or menu

28. Bicycle Poster - Create a poster on one of the following:

- a) bicycle safety
- b) bicycling as part of healthy living
- c) maintenance of bicycles.

Level Three - Grades 6 - 8

29. Educational display based on a breakfast buffet theme. Should include menu, buffet layout, decorations, invitations, and any additional information

30. Bicycle Poster - Create a poster on one of the following:

- a) bicycle safety
- b) bicycling as part of healthy living
- c) maintenance of bicycles.

Level Four - Grades 9 - 12

31. Educational poster based on careers in the food industry.

32. Bicycle Poster - Create a poster on one of the following:

- a) bicycle safety
- b) bicycling as part of healthy living
- c) maintenance of bicycles.

4-H PERSONAL DEVELOPMENT & LEADERSHIP DIV

309 4-H PERSONAL DEVELOPMENT

PREMIUMS: 1st-\$4.00, 2nd-\$3.00, 3rd-\$2.00, 4th-\$1.00

All curriculum for Personal Development are posted on the Oklahoma 4-H website.

Picture Perfect YOUth curriculum and Leader Guide provides specific lessons in each level of the curriculum with fair project instructions. **Heritage Scrapbook Classes** provide specific activities for each grade division. Specific activities are required for each grade division & other activities are optional. The Heritage Scrapbook should grow each year! **Scrapbooking Classes** have a specific curriculum which teaches youth the basics of scrapbooking. The manual is posted on the website.

Posters and educational displays should follow the guidelines on page 2 of the Oklahoma State Fair rule book unless different instructions are provided in the project manual. Individual 4-H members can enter only one exhibit per class.

Beginner Level Grades 3 - 5

1. **My Short Term Goals Poster** - Picture Perfect YOUth Beginner Manual: Let's Take a Goal Setting Ride, page 7
2. **Hello to the House Poster** - Picture Perfect YOUth Beginner Manual: Who am I? Who are YOU?, page 32
3. **That's Write Poster - Picture Perfect YOUth Beginner Manual:** Manners Matter: That's Write!, page 41. *The Thank You note subject for 2024 is: Your grandmother who lives out of state sent you a \$100 gift card to your favorite online store. Include in your thank you note how you plan to spend the money.*
4. **My Hands of Service Display** - Picture Perfect YOUth Beginner Manual: Helping Hands in Action, page 62
5. **Emergency Preparedness Kit** - Picture Perfect YOUth Beginner Manual: Safe in My World, page 87
6. **Heritage Scrapbook** - *Required activities:* My Family Tree, Picture This, My Heredity Profile, This is Me. *Optional activities:* Preserving my Family Traditions and Customs, Digital Scavenger Hunt, Can I Interview You?
7. **Scrapbook** - 4-6 pages (pages counted like pages of a book, not plastic sleeves.) Scrapbooks should center around a specific theme such as 4-H projects, family vacations, birthday celebrations, a specific family holiday, etc.

Intermediate Level Grades 6 - 8

8. **Problem Solving Poster** - Picture Perfect YOUth Intermediate Manual: Solutions for Problem-Solving, page 16
9. **Media Messages: Myth or Fact? Display** - Picture Perfect YOUth Intermediate Manual: The People in Our Lives, p. 46
10. **Leadership Banner Poster** - Picture Perfect YOUth Intermediate Manual: Modeling Leadership, page 58
11. **My Thumbprint of Character Poster** - Picture Perfect

- YOUth Intermediate Manual: I.D. Good Character, page 79
12. **Cyber Space Safety Board Game** - Picture Perfect YOUth Intermediate Manual: Cyber Space: Keep It Safe, page 89
 13. **Heritage Scrapbook** - *Required activities:* My Family Tree, Picture This, My Heredity Profile, This is Me, My Day in History, Letter Writing: A Lost Art, Favorite Family Recipe, Hello. My Name is... *Optional activities:* Cultural Museums of Oklahoma, Digital Scavenger Hunt, Can I Interview You?
 14. **Scrapbook** – 8-10 pages (pages counted just like pages of a book, not plastic sleeves.) Scrapbooks should center around a specific theme such as 4-H projects, family vacations, birthday celebrations, a specific family holiday, etc.
- Advanced Level Grades 9 - 12**
15. **Goal Setting Collage Poster** - Picture Perfect YOUth Advanced Manual: Be SMART About Goals, page 15
 16. **The Who, What, Why and How of an Interview Creative Writing Poster** - Picture Perfect YOUth Advanced Manual: Communicating Well with Others, page 34
 17. **Teambuilding Game Display** - Picture Perfect YOUth Advanced Manual: Teamwork: Towering to Success, page 53
 18. **My BEST Marketable Skills Display** - Picture Perfect YOUth Advanced Manual: Making Your Mark!, page 73
 19. **Vehicle Emergency Kit** - Picture Perfect YOUth Advanced Manual: Destination: Safe, page 81
 20. **Heritage Scrapbook** - *Required activities:* My Family Tree, Picture This, My Heredity Profile, This is Me, My Day in History, Letter Writing: A Lost Art, Favorite Family Recipe, Hello. My Name is..., My Family Genogram, My Life Timeline, Cultural History Exploration, Family Holidays. *Optional activities:* My Family Poem, Digital Scavenger Hunt, Can I Interview You?
 21. **Scrapbook** – 12-16 pages (pages counted just like pages of a book, not plastic sleeves.) Scrapbooks should center around a specific theme such as 4-H projects, family vacations, birthday celebrations, a specific family holiday, etc.

310 4-H POSTMARK

PREMIUMS: 1st-\$4.00, 2nd-\$3.00, 3rd-\$2.00, 4th-\$1.00

This exhibit consists of postmarks, not stamps. Exhibits may be illustrated. All postmarks must be mounted on either 8½"x11" note paper or photo album page in a binder. Entries are limited to 30 pages for the collection, plus an additional page for the objective of the collection. Plastic cover pages are acceptable. The criteria for judging will be: 1) Appearance and neatness; 2) readability; 3) material relates to chosen topic; 4) brief written description telling purpose of objective of your collection.

NOTE: Metered postage marks must not be used in non-metered exhibits and non-metered postmarks in metered classes. Collections from a commercial source are not eligible for exhibit (i.e. through a postal society membership.) At least one-third of the postmarks in any collection must have been added during the current project year. All entries must be clearly marked on the front cover or inside the front cover with the member's name & county. 4-H'ers may enter one exhibit per class in their grade group.

Beginner - Grades 3 - 5

1. Postmark for 10 post offices in home county/surrounding area
2. 30 Oklahoma postmarks
3. 20 topical (any category)
4. 25 metered postage marks

Intermediate - Grades 6 - 8

5. 30 hand cancelled
6. 10-30 postmarks tell story
7. 30 or more different slogans
8. 30 topical (any category)
9. 30 metered postage marks

Advanced - Grades 9 - 12

10. 100 or more hand cancelled
11. 30-75 postmarks tell story
12. 50 or more different slogans
13. 50 or more topical (any)
14. 50 metered postage marks

4-H MECHANICAL AND INDUSTRIAL SCIENCE

311 4-H ELECTRIC EXHIBIT

PREMIUMS: 1st-\$4.00, 2nd-\$3.00, 3rd-\$2.00, 4th-\$1.00

All exhibits must illustrate applications and utilize electrical energy. The exhibit must have been constructed by the exhibitor during the year exhibited and must meet electrical safety standards. All exhibits, except lamps, will be judged on electrical wiring and connections, electrical components, usefulness of exhibit, working condition, complexity and design, appearance, originality, workmanship and safety. Lamps will be judged as described for each class. A 4-H member can have only one exhibit in each class.

1. **Electrical projects (grades 3-7)** Entries to include electromagnets, motors, buzzers & direct current circuit boards
2. **Kit Lamps (Kit Construction)-(all grades)** Electrical wiring

and connections, light source, and suitability as a reading lamp will be judged. Lamps can be floor, desk or wall models.

3. **Original Lamps - (all grades)** Originality, workmanship, electrical wiring & connections, light source, & suitability as a reading lamp will be judged. Lamps can be floor, desk, or wall models. (No kits.)
4. **Educational Poster on careers in the electrical field- (all grades)** Poster must be 14"x22".
5. **Electric & Electronic Circuits - (grades 3-7)** Exhibit should be mounted on a board & clearly show all circuits. The exhibit should be operational & demonstrate a useful principle or be functional. The exhibit should include an explanation of the principal being demonstrated.
6. **Electric & Electronic Circuits -(grades 8-12)** Same class 5
7. **Exhibit - (grades 3-7)** Exhibit demonstrating skill or knowledge such as wire sizing; proper wiring of electrical cord plug, wall outlet, wall switch, 3-way switch, etc. Exhibit should include an explanation of the principal being demonstrated.
8. **Exhibit - (grades 8-12)** Exhibit of wiring diagram for a home, building, or electric supply system for a community.
9. **Electric Concepts Poster - (grades 3-7)** Poster (14"x22"). Exhibit showing a basic electric concept of explaining the proper use of electricity in modern life.
10. **Electronics/Lighting Selection Poster (grades 8-12)** Poster (14"x22"). Exhibit is on information that consumers might use in selecting any electronic devices such as computers, games, telephones, lighting fixtures, bulbs or other electronic device.

312 4-H MODEL ROCKETRY

PREMIUMS: 1st-\$4.00, 2nd-\$3.00, 3rd-\$2.00, 4th-\$1.00

Posters must be 14"x22". Display boards limited to a maximum of 2'x3'. NO LIVE ROCKET ENGINES WILL BE ALLOWED. Homemade rockets could be dangerous to fly. Attach a 3"x5" index card to the rocket, explaining:

- Construction material, how constructed, & goal of project
- Year in project
- Grade of member
- Whether or not made from kit
- Other pertinent information

4-H members can enter only one exhibit in each class.

Junior - grades 3 - 7

1. Poster showing the parts of a model rocket, with an explanation of the purpose of each part
2. Poster explaining the function of the model rocket engine
3. Poster showing 1 or more pts from model rocketry safety code
4. Model Rocket from kit. Must be safe & functional for flight.
5. Model Rocket designed and built by exhibitor. Must be safe & functional for flight. (These rockets include water rockets, air power rockets, any rocket built without a commercial kit.)
6. Launched rocket - Rocket must have been launched prior to the fair. Please include a 3"x5" card stating approximate height rocket flew during launch.
7. Poster on any other topic pertaining to rocketry. (Examples: History of Rocketry, NASA Rockets, Commercial Rockets, Recent Rocket Launches, Purpose of Rockets, Rocket Designs, etc.)

Senior - grades 8 - 12

8. Poster or display showing the parts of a model rocket, with an explanation of the purpose of each part
9. Poster or display explaining the function of the model rocket engine
10. Poster or display showing one or more points from model rocketry safety code
11. Same as class 4.
12. Same as class 5.
13. Same as class 6.
14. Same as class 7.

313 4-H WOOD SCIENCE & INDUSTRIAL ARTS EXHIBITS

PREMIUMS: 1st-\$4.00, 2nd-\$3.00, 3rd-\$2.00, 4th-\$1.00

These exhibits should demonstrate a project experience, which emphasizes the development of woodworking skills such as: sawing, sanding, planning, alignment of joints, neat use of fasteners (nails, screws, etc.), & careful application of finishes. Judging will focus on the evidence of these skills. Miscellaneous & refinished class items should be similar in size to the exhibits in the classes listed for the grade division. 4-H member can enter only one exhibit per class and is restricted to exhibits designed for his or her grade group.

Junior is grade 3 - 7 and Senior is grade 8 - 12.

Wood Science

1. Jr. Wood carving article
2. Sr. Wood carving article
3. Jr. Woodcraft-original design
4. Sr. Woodcraft-original des.

Beginner - grades 3 - 5

5. Wall mounted rack for hot pads, ties, paper towels or other wall mounted item
6. Puzzle or game
7. Spice, what-not/other small shelves
8. Book ends
9. Miscellaneous

Intermediate - grades 6 - 8

10. Book case or entertainment center (without doors)
11. Rack for guns, baseball bats, fishing rods, etc.
12. Refinished item (Attach "before" picture & story with history of item, cost sheet, & description of process used.)
13. Miscellaneous

Advanced - grades 9 - 12

14. Display, curio or gun cabinet with doors
15. Table
16. Chest
17. Miscellaneous
18. Refinished item (Attach "before" picture & story with item history, cost sheet, and description of process used.)

Metalwork

19. Jr. Metalwork - embossed, tooled, etched
20. Sr. Metalwork - embossed, tooled, etched
21. Jr. Metalwork - soldered
22. Sr. Metalwork - soldered
23. Jr. Metalwork - arc welding
24. Sr. Metalwork -arc welding
25. Jr. Metalwork - gas shielded arc welding
26. Sr. Metalwork - gas shielded arc welding
27. Jr. Metalwork - free hand plasma cutting
28. Sr. Metalwork - free hand plasma cutting
29. Jr. Metalwork - computer aided plasma cutting
30. Sr. Metalwork - computer aided plasma cutting

4-H ENVIRONMENTAL EDUCATION & EARTH SCIENCE

314 4-H SHOOTING SPORTS

PREMIUMS: 1st-\$4.00, 2nd-\$3.00, 3rd-\$2.00, 4th-\$1.00

No live ammunition, actual firearms or parts of firearm that could be reassembled should be included. Any manufactured part of a sporting arm may not be displayed. No knives, axes, etc may be entered. For exhibits other than posters, attach a 3"x5" note card describing the exhibit, what was done to prepare exhibit & how the exhibit relates to the Shooting Sports Project. Exhibits deemed to be inappropriate will not be displayed. Exhibits suggested, but not limited to posters, educational displays, journals, slings, quivers, gun stocks, decoys & equipment. All exhibits will be judged on the basis of instructions & standards explained in the Oklahoma "501: 4-H Shooting Sports Exhibit Preparation Guidelines Leaders/Members Guide" #690 available through the Extension Office & on Oklahoma State 4-H website. Posters must be 14"x22". If you use text, pictures, drawings, artwork or other information not created by you in your exhibit you must cite the source.

Junior - grades 3 - 7

1. Archery Safety: any related item made
2. All Other Discipline Safety: any related item made
3. Archery: any related item made
4. Air Pistol: any related item made
5. Air Rifle: any related item made
6. .22 Rifle: any related item made
7. Shotgun: any related item made
8. Hunting & Wildlife: any related item made (may include tanned hides, dried & mounted wings, cleaned skulls other wildlife parts preserved by the 4-H member. Full taxidermy style mounts will not be accepted due to limited space.)

Senior - grades 8 - 12

9. Archery Safety: any related item made
10. All Other Discipline Safety: any related item made
11. Archery: any related item made
12. Air Pistol: any related item made
13. Air Rifle: any related item made
14. .22 Pistol: any related item made
15. .22 Rifle: any related item made
16. Shotgun: any related item made
17. Muzzleloading: any related item made
18. Hunting & Wildlife: same as class 8.

315 4-H ENTOMOLOGY - INSECT EXHIBITS

PREMIUMS: 1st-\$4.00, 2nd-\$3.00, 3rd-\$2.00, 4th-\$1.00

The exhibits are planned to build on prior educational experience. A 4-H member may enter only one insect collection. All insects must be mounted on standard insect pins which can

be purchased from the State 4-H Office. Each insect should be identified by their common name. A typed master list indicating the scientific order and common name of each specimen should accompany the display. The master list document is located at the State 4-H website. <https://4h.okstate.edu/events/okc-tulsa-state-fair/site-files/docs/fair-forms-resources/insect-collection-master-list.pdf> Exhibit collections for Classes 1-5 are allowed a maximum of 5 foreign and/or out-of-state collected insects. Exhibits in Classes 2-5 must be in insect display boxes measuring 19"x16.5"x3". This is the size of a Cornell University Drawer These boxes can be purchased or made using the pattern available at <http://4h.okstate.edu/events-anc-activities/oklahoma-state-fairs..> Boxes that are not this size will be **disqualified**. At least one third of the specimens in any collection must have been collected during the current project year.

1. **First Year:** The exhibit shall consist of 25 adult insects (representing at least 5 orders) which are displayed in a Folding Insect Storage Box 9"x13"x2.5". This box can be purchased in bulk at <http://www.biogquip.com> or individually from the State 4-H Office. Cover with plastic wrap.

2. **Second Year:** The second year exhibit shall consist of 40 adult insects (representing 8 orders) which are displayed in the insect display box as indicated above

3. **Third Year:** The third year exhibit shall consist of 50 adult insects (representing 10 orders) which are displayed in the insect display box as indicated above

4. **Fourth Year:** The fourth year exhibit shall consist of 75 adult insects (representing 12 orders) which are displayed in the insect display box as indicated above

5. **Fifth Year and Beyond:** The exhibit shall consist of 100 adult insects (representing 14 orders) which are displayed in the insect display box as indicated above. There is no limit on the number of years this class may be entered, if exhibit has additions or major modifications. At least 1/3 of the specimens in any collection must have been collected during the current project year, building upon previous collections.

6. **Self-Determined Entomology Exhibit:** Designed to allow exhibitors to prepare educational entomology exhibits. Exhibits should be educational, neat & attractive, & easy to understand. A 1 page written report explaining the nature or purpose of the project must accompany the exhibit.

- a. Careers in entomology
- b. Biodiversity-roles insects play in the ecosystem
- c. Invasive species
- d. Integrated pest management

4-H HONEY EXHIBIT

Only 1 exhibit allowed in each class per individual. Honey should be placed in colorless 1 pint honey jars or standard, colorless 1 pint fruit jars, such as made by Kerr, Ball, Mason, etc. Other types of jars will be rejected. Jar covers should be new, if possible, & screwed on tightly to prevent leakage. There should be 1/4"-1/2" of air space below the lid. Honey should be clear & free from foreign particles. Comb honey should be perfectly capped, free from stains, bee-bread & fingerprints. Edges should be clean-cut, not ragged. 1 piece only in each jar; as wide as jar mouth will permit & 3.5"-4" in length. Labels should be neat & plainly written or printed and include Name, Club, Type of Honey & Month/Year collected.

7. Comb Honey, 1 pint jar
8. Extracted Honey, 1 pint jar

316 4-H FORESTRY

PREMIUMS: 1st-\$4.00, 2nd-\$3.00, 3rd-\$2.00, 4th-\$1.00

Forestry boards/exhibits must be signed & dated on back. Two holes should be drilled in the wood board to facilitate display.

Tree Leaf Exhibits

Exhibits in classes 1-3 must conform to requirements, including labeling and display requirements, outlined in 4-H fact sheet #236. "Collecting and Exhibiting Tree Leaves" (revised 9/2007)

1. **Grades 3 - 5.** Collection of 10 leaves from trees native to Oklahoma (no introduced species). 1 specimen must be from a native evergreen - pine or juniper. Include a twig and buds with each broadleaf specimen. Exhibit must be properly labeled and displayed on board 22" wide and 28" tall.

2. **Grades 6 - 8.** Collection of 15 leaf specimens, representing at least 3 of the 5 basic leaf types, from trees native to Oklahoma (no introduced species). 2 specimens must be from a native awl or scale-leaf evergreen - pine or juniper. Non-native species are acceptable only if they have been introduced for planting windbreaks & shelterbelts. Include a twig with buds with each broadleaf specimen. Exhibit must be properly labeled and displayed on board 28" tall and 44" wide.

3. **Grades 9 - 12.** Collection of 20 leaf specimens, representing 4 of the 5 basic leaf types, from trees native to Oklahoma. 3 specimens must be from needle, scale or awl-leaf evergreens.

Species of pine not native to Oklahoma are acceptable if they have been introduced for planting windbreaks & shelterbelts. The palmate leaf sample must come from a native Oklahoma species.

WOOD SAMPLE EXHIBIT

Wood sample exhibits should conform to instructions outlined by grade group in Oklahoma 4-H Fact Sheet #238 "Wood Sample Exhibits" (revised 2/2007). All members should use the guidelines for Class II Exhibits

4. **All grades.** The exhibit shall consist of 8 wood samples (4 hardwoods & 4 softwoods) mounted on plywood 1/4" thick x 22" wide x 20" high.

SELF-DETERMINED EXHIBIT

Exhibit suggestions are listed in 4-H Members Guide, "4-H Forestry, Self-Determined Exhibits." Pub. #239 (revised 3/05). The exhibit shall consist of a poster, model, or any one of a great number of other creative efforts by the club member which relates to the science & technology of forestry or is otherwise directly related to forestry. Display not to exceed 36"x36" or poster not to exceed 14"x22".

5. Self-determined exhibit, Grades 3 - 7

6. Self-determined exhibit, Grades 8 - 12

317 4-H GEOLOGY

PREMIUMS: 1st-\$4.00, 2nd-\$3.00, 3rd-\$2.00, 4th-\$1.00

Any eligible 4-H member may participate in collecting, identifying, and preparing a rock-mineral-fossil exhibit. Individual 4-H member can enter 1 exhibit per class. Rock-mineral-fossil exhibitors should securely display their specimens in a box no larger than 24"x24". Box can be wood, plastic or cardboard and have a method of covering the rocks, minerals & fossils. Each sample should be mounted or in a compartment & labeled in a neat, orderly manner. Labels should include common name, date, location found and mineral use. At least 1/3 of the specimens in any collection must have been added during the current project year.

Rock-Mineral-Fossil Exhibits

1. **15 different unpolished rocks**, minerals or fossils collected from Oklahoma.

2. **30 different unpolished rocks**, minerals or fossils, including specimens of sedimentary, igneous and metamorphic.

3. **Self determined exhibit** - Educational exhibit depicting some phase of geology, testing of minerals, polished rocks, etc. Display should not exceed 24"x24".

Energy/Petroleum Exhibits Posters on 14"x22" poster board.

Junior - grades 3 - 5

4. **Poster** on well site safety

5. **Energy/Petroleum Display.** Subject of the display should be petroleum products; different types of energy and how they work; or different careers in energy.

Intermediate - grades 6 - 8

6. **Photography Exhibit** over a state park or geological region (not limited to Oklahoma). Four photos mounted on 14"x14" poster board with detailed explanations and information.

7. **Poster on Water Mineral Issue.** Subject of poster should be one of the following:

- What water hardness & mineral testing can determine
- Secondary recovery methods
- Dangers of lead in the water

Senior - grades 9 - 12

8. **Poster of a press release;** collected about the energy information & your interpretation; possibly the Energy Index or other topic.

9. **Energy or Petroleum Display.** Subject of the display should be areas of the Oklahoma Energy Index; different drilling techniques & how they work; or careers in the energy industry.

318 4-H WILDLIFE PROJECTS

PREMIUMS: 1st-\$4.00, 2nd-\$3.00, 3rd-\$2.00, 4th-\$1.00

Only 1 exhibit allowed in each class per individual in their respective grade category. Exhibits will be judged on the basis of instructions & standards explained in the "4-H Project Wildlife Exhibit Preparation Guidelines (#720 revised 12/06) which is available from the County Extension Office or OK 4-H website.

Self-Determined Exhibits - To encourage members to develop their own learning projects. For ideas & guidelines for exhibits, see 4-H publication #721 "4-H Wildlife Self-Determined Projects (revised 12/06)" and 4-H NREM 624 "Creating a Wildlife Resource Map". Include references for information. At least 1 reference must be from a source other than the internet. All exhibits should be the original work of the 4-H member. When information is taken from books, publications, magazines or the internet, it should be expressed in the 4-H members own words.

Oklahoma Wildlife

Exhibits entered in this section should relate to a specific category of game or non-game animals or birds.

Junior - grades 3 - 7

1. **Scrapbook of Oklahoma Wildlife** (cutouts, pictures or drawings) of at least 5 mammals, 5 birds & 5 reptiles or amphibians. Give common name & what habitat they can be found in. Common names should be specific (black rat snake, pygmy rattlesnake, etc.)

2. **Self Determined Exhibit.** Posters must be 14"x22". Displays must not exceed 3'X4'. Possible examples include but not limited to a display dealing with methods of identification of waterfowl, a poster on wildlife, or environmental careers. See Lit. #721 "Self Determined 4-H Wildlife and Fisheries Project Ideas" revised 12/06 for additional examples.

Senior - grades 8 - 12

3. **Educational poster** (14"x22") on careers in Natural Resources.

4. **Self Determined Exhibit.** Posters must be 14"x22". Displays must not exceed 3'X4'. Possible examples include but not limited to a description of a wildlife management area detailing area, location, habitat, management & wildlife population trends (if known) or a poster with an emphasis on the life cycle, status, range map & habitat of an Oklahoman threatened or endangered species. Species names must be used for plants & wildlife in addition to common names.

All grades

5. (A) **A collection of 15** different kinds of plants, trees or shrubs known to provide food or cover for wildlife, mounted on food & cover cards or (B) a seed board with 15 different kinds of seeds eaten by wildlife. No more than 4 varieties may be cultivated crops. Specimens must have been collected during the current project year. For each plant or seed, list 1 wildlife species that uses that plant or seed on the cover card or board. All plant species must be native to Oklahoma except that up to 4 of the plants (or seeds) may be from cultivated crops.

6. **Exhibit of the tracks of 8 wild animals or birds** commonly found in Oklahoma. POSITIVE plaster casts should be mounted on masonite or plywood, not to exceed 12"x24". Label each track with kind of animal or bird, which county track was found in, what habitat it was found in & what date the track was cast.

7. **Wildlife single photo entry** illustrating one of the following 1) wildlife in its natural habitat, 2) interaction between 2 or more wildlife species, 3) wildlife displaying a unique behavior, 4) an animal at the zoo. Prints must be no smaller than 3.5"x5" and no larger than 5"x7". Digital photos may not be manipulated or altered except for color & contrast adjustments, cropping, exposure adjustments & red eye reduction. Prints must be securely attached to a poster board or mat board. No double matting, use of multiple layers or more than 1 color. The entire print must be seen & cannot be masked in any way. Boards must be no larger than 10"x10". Captions are optional, but not required. Photos are to be taken by the exhibitor.

4-H Fisheries

Junior - grades 3 - 7

8. **Display board** showing steps in tying two kinds of fishing knot used in tying lines or leaders. Use cord instead of fishing line. Mount on board suitable for hanging, not to exceed 12"x12".

9. **Notebook** describing habits & appearance of 5 fish found in Oklahoma. Information on each fish to include photo, drawing or cut-out picture, proper common name, kind of food eaten, distinctive physical characteristics, best ways to catch & other topics of interest to anglers.

10. **Display of 5 member assembled lures**, together with the materials from which they were assembled, mounted on a board not to exceed 12"x16". Lures may be spinners, jigs, flies, plugs or a combination of these. May be entirely homemade or assembled from purchased supplies.

11. **Self Determined Fish Project.** Educational report, display or project created by the member. Topic to deal with fish, fishing, fish farming, aquatic food chains or pollution in Oklahoma waters. Displays not to exceed 3'x3'. Posters must be 14"x22".

Senior - grades 8 - 12

12. **Notebook** describing habits & appearance of 10 fish found in Oklahoma. Information on each fish to include photo, drawing or cut-out picture, proper common name, kind of food eaten, distinctive physical characteristics, best ways to catch & other topics of interest to anglers.

13. **Display of 5 fishing flies tied by the exhibitor.** The material & shape of the exhibit will be exhibitor's choice, but cannot exceed 12"x12" in size. Attach report to exhibit to indicate the following about each fly on the board: type of fly, type of fish it is used to catch, habitat conditions it is used in & cost to purchase

or make.

14. **Display of 5 fishing lures.** Lures may be any type commonly used in sport fishing. The material & shape of the exhibit board will be exhibitor's choice, but cannot exceed 12"x12". Attach report to exhibit to indicate the following about each lure on the board: type of lure, type of fish it is used to catch, habitat conditions it is used in & cost to purchase or make.

15. **Self Determined Fish Project.** Educational report, display or project created by the member. Topic to deal with fish, fishing, fish farming, aquatic food chains or pollution in Oklahoma waters. Displays not to exceed 3'x4'. Posters must be 14"x22".

4-H Birds

Junior - grades 3 - 7

16. **Display of a home constructed bird feeder** (may be from a kit), must include a 3"x5" index card tacked to the feeder with the following information: 1) What species was it constructed for; 2) What habitat & site location (should include height) it will be placed in. Should be functional & not decorative.

17. **Display of a single unit bird house**, home constructed (may be from a kit) with a 3"x5" index card tacked to the house with the following information: 1) What bird species was house built for; 2) What habitat & site location (should include height) the house will be placed in. Should be functional & not decorative.

18. **Notebook of 15 pictures**, drawings or photos of birds seen & identified by member & labeled with common name of each.

19. **Self Determined Poster** (14"x22"). See "Self Determined 4-H Wildlife & Fisheries Project Ideas" Oklahoma 4-H Pub. #721 (revised 12/06) for ideas.

Senior - grades 8 - 12

20. **Notebook of 25 pictures**, drawings or photos of birds seen & identified by member & labeled with common name of each.

21. **Display of a Purple Martin bird house**, home constructed (may be from a kit). Should be functional & not decorative.

22. **Self Determined Bird Project** - If poster must be 14"x22". If display, must not exceed 3'x4'. See "Self Determined 4-H Wildlife & Fisheries Proj Ideas" Oklahoma 4-H Pub. #721 (revised 12/06).

All Grades

23. **Observation report for Bird Feeder** used during previous year, including photo of feeder at location used. May use feeder constructed or a purchased feeder. (report #723 found on OK Lit. On-line under Wildlife & Fisheries)

24. **Observation report for Bird House** used during previous year, including photo of feeder at location used (report #724 found on OK Lit. On-line under Wildlife & Fisheries). May use birdhouse constructed or a purchased house.

4-H Wildflowers

At least one-third of the specimens must have been collected during current project year. See information on pressing plants in "Leaf Pressing & Collecting Hints" 4-H Publication No. 237 to prepare plants for collections & exhibits. "Wildflower Card" (OK 4-H Lit. #718) should be printed on card stock/heavy paper & hole punched.

Junior - grades 3 - 7

25. **Collection of 18 Oklahoma wildflowers** properly pressed & mounted on wildflower cards. Label with common name flower family & tell location & date collected. Display in a notebook.

26. **Drawing or diagram** showing parts of a wildflower blossom, not to exceed 8½"x11".

27. **Display 2 principle wildflower families** showing 4 or more pressed flowers of each family labeled with common name. A brief description of each flower family should be included. Poster must be 14"x22" or display in a notebook.

28. **Self Determined Poster** (14"x22"). See "Self Determined" 4-H Wildlife & Fisheries Project Ideas" Oklahoma 4-H Pub. #721 (rev. 12/06) for ideas.

Senior - grades 8 - 12

29. **Collection of 25 Oklahoma wildflowers** properly pressed & mounted on wildflower cards. Label with common name, scientific name, flower family, location collected, date collected & habitat collected from. Display in a notebook.

30. **Poster** on the historical and/or cultural uses of wildflowers in Oklahoma. Poster must be 14"x22".

31. **Special collections.** Collection of specimens in some special category, i.e. 1 family, poisonous, dyes, edibles or specific season such as early spring. Poster must be 14"x22" or displayed in a notebook on card stock pagers or wildflower cards (Lit. # 718).

32. **Self Determined Exhibit.** Poster must be 14"x22" or display must not exceed 3'x4'. See "Self Determined 4-H Wildlife & Fisheries Project Ideas" Oklahoma 4-H Pub. #721 (revised 12/06) for ideas.

All Grades

33. **Make a collection**, mount & press at least 5 leaves of plants showing leaf arrangements (opposite, alternate, whorled); types of leaves (simple, pinnately compound, palmately compound); leaf margins (toothed, smooth, lobed). Poster must be 14"x22" or display in notebook on card stock or wildflower cards (Lit # 718).

319 4-H ENVIRONMENTAL STEWARDSHIP

PREMIUMS: 1st-\$4.00, 2nd-\$3.00, 3rd-\$2.00, 4th-\$1.00

A 4-H member may enter 1 exhibit per class, but is restricted to those exhibits designed for his/her grade group. Exhibits will be judged based on the criteria outlined in the 4-H project fact sheets available from County Extension Office. Include references for information. At least one reference must be from a source other than the internet. Posters must not be printed directly from the internet - this is plagiarism.

1. **Vermi Composting (with Worms) (grades 3-7)** Compost sample & poster that explains how to compost with worms. Must include report for 1 or more of the following areas: bins for vermi composting, feeding & care, moisture requirements, harvesting compost. Poster must be 14"x22" and include a photograph of your compost bin. One pint of compost (worm castings) in a sandwich-size zip-lock bag or pint jar with lid must be included.

2. **Exploring Streams and Lakes Poster (grades 3-7)** Poster (14"x22") with photos showing a stream, lake or pond you have visited. Photos should show things like shorelines or creek banks, appearance of the water, condition of vegetation on the shore or banks, & problem areas such as erosion, trash or obvious pollution. For ideas read Lit. #19. "Water Quality of Streams & Lakes" Report form is #20. Each photo must have a caption explaining what it shows. Overall, the poster should tell what you think is helping or harming the water or the plants & animals that live there. Changes should be shown over time for projects after the first year. Poster title should include name of water body, if it has one, & town or county where located.

3. **Water Critters (grades 3-7)** Display a collection of pond, lake or stream critters (invertebrates only-no animals with backbones e.g., fish or frogs) preserved in one to three baby food jars with rubbing alcohol as described in Lit. #21 "Aquatic Organism". Securely attach completed Critter ID bookmark (Lit. # 29 "Stream & Lake Critter Identification") to the jar using tape & string around the jar neck. Do not include more than one of each type of critter. Collect only critters found on or in the water, not adult flies. Write a short paragraph telling about the value of water critters - read & summarize in own words Lit. #21 or related materials. Optional: Include 1 single-sided page of labeled photos or drawings of the site or collecting activity.

4. **Where Does My Water Come From Poster (grades 3-7)** Poster(14"x22") showing or describing the source of your water (lake, aquifer, private well) and/or what is done to it (water treatment plant, in home filtration system) before it gets to your home. See Lit # 19 "Water Quality of Stream" for ideas.

5. **Natural Resources of My County Poster (grades 3-7)** Poster (14"x22") with your photos showing a mixture of local natural resources like prairies, forests, scenic views, water bodies, agriculture, wildlife or similar things. Each photo must have a caption naming the resource. Overall, the poster should convince the reader that your county is a great place to live. Poster title should be at least 1 inch tall & include name of your county.

6. **Recycled Item (grades 3-7)** - useable item made from trash other than craft type item. Original ideas & useful items will rank higher. Attach 3"x5" card listing all materials used.

7. **Aquatic Habitat Poster (grades 3-7)** Poster (14"x22") with photos showing a stream, lake or pond you have visited. Photos should illustrate distinct habitats such as shoreline vegetation, undercut banks, rocky shores, riffles, pools or runs. Each photo must have a caption explaining what it shows. For more ideas read Lit. #21. "Aquatic Organism" Overall, the poster should comment on things you observed that could be helping or harming the critters or their habitat. Changes should be shown over time for projects after the initial year. Poster title should include name of water body, if it has one, & town or county where located.

8. **Homemade Stream or Lake Sampling Equipment (grades 3-7)** Display one piece of stream or lake sampling equipment that you have made. Write a 1 page report explaining its purpose & how to use it. Some possibilities include Secchi disks, plankton tows, deep water samplers & kick nets. See TVA booklet, "Homemade Sampling Equipment" for instructions on how to make equipment. Optional: Include 1 single-sided page of labeled photos or drawings showing equipment in use.

9. **What Is A Watershed? Poster (grades 8-12)** Poster

(14"x22") Describe what watersheds are & how they work. Title must contain the word, "watershed". See Literature #24 "Human Impact on Streams" for ideas.

10. **Natural Resources of My County Poster (grades 8-12)** Description same as Class 5.

11. **Stream, Pond or Lake Poster (grades 8-12)** Poster (14"x22") with photos showing a stream, lake or pond you have visited. Poster should show things people have done or might do along the shore or in the watershed that can harm this stream, pond or lake. For ideas, read Lit #'s 21 & 24. Poster title must include name of water body & town or county where located.

12. **Water Critters (grades 8-12)** Display a collection of pond, lake or stream critters (invertebrates only-no animals with backbones e.g., fish or frogs) preserved in baby food jars with rubbing alcohol as described in Lit #21 "Aquatic Organism". Collect in only 1 water body. Separate critters from different habitats into different jars, labeled with habitat name. Do not include more than 1 of each type of critter in each collection jar. Collect only critters found on or in the water, not adult flies. Write a 1 page report on 3 of your critters explaining how they are adapted to their habitat. Read Lit. #21 for ideas. Use the Bookmark Critter ID rating form instructions (Lit. # 29) to calculate water quality rating for your water body & include results in your report.

13. **Homemade Stream or Lake Sampling Equipment (grades 8-12)** Description same as Class 8.

14. **Illegal Dumping Poster (grades 8-12) - Poster (14"x22")** Discourage illegal dumping & explain how illegal dumps can contaminate water or create other problems.

15. **Landfill Display (grades 8-12)** Display showing how landfills work. Display not to exceed 3'x4'.

16. **Recycled Item (grades 8-12) - useable item made from trash other than craft type item.** Original ideas & useful items will rank higher. Attach 3"x5" card listing all materials used.

17. **Group Environmental Project Display (all grades) - Exhibit is a display & written report of an environmental project carried out by 4 or more 4-H members under supervision of 4-H leader.** The project may focus on any area of environmental stewardship including recycling, education about local environmental issue, planting trees or other interest area. Display not to exceed 3'x4'.

Judging criteria:

- Project description & statement of purpose & objectives.
- Creativity & quality of project.
- A brief summary of project activities, extent to which objectives were achieved, knowledge gained, significance of the project to the environment in the community, & number of people involved and/or impacted by project.
- Media campaign. Include copies of newspaper clippings & other publicity related to the project.
- Photographs may be included.

18. **Individual Self-Directed Environmental Stewardship Project (all grades) - Educational report, display or exhibit on the efforts of the member to protect or improve the environment in or near his/her community.** Projects may include topics such as protecting water quality, recycling, illegal dumping, household hazardous wastes, reducing soil erosion on farmland, controlling urban runoff or other topics relevant to the community. Project may include: hands-on efforts (such as controlling erosion by tree planting or use of buffer strips), educational programs conducted in the community, including numbers reached & newspaper clippings or a combination of hands-on & educational.

4-H PLANTS & ANIMALS DIVISION

320 4-H CROPS

PREMIUMS: 1st-\$4.00, 2nd-\$3.00, 3rd-\$2.00, 4th-\$1.00

All crops exhibits must be grown by the exhibitor as part of a 4-H project during the year exhibited. Only 1 exhibit allowed in each class per individual. Grain & seed exhibits should be brought and will be exhibited in 1 gallon clear jars (plastic or glass) with a lid. Alfalfa & small seeded legumes can substitute 1/2 gallon clear jars. Exhibits of bolls of cotton, ears of corn, or heads of grain sorghum should be brought and exhibited in a small shallow, wooden, plastic, or cardboard box of appropriate size for the respective exhibit.

- Cotton (any variety), 20 open bolls. Exhibit to be shown with petiole attached, bract leaves removed and burr side up.
- Corn, 10 ears
- Grain Sorghum, 10 heads, Exhibit to be trimmed with 2.5" of peduncle left on the head.
- Threshed Grain Sorghum, 15 lbs.
- Canola, 15 lbs

Small Grain Exhibit

All wheat exhibits must be labeled as to variety or name of hybrid. Small grain exhibit shall be 1 peck. Refer to Fact Sheet PSS-2168 Maturity Classification of Wheat Varieties.

- Very Early & Early Maturity Hard Red Wheat varieties
- Medium Maturity Hard Red Wheat varieties
- Late & Very Late Maturity Hard Red Wheat varieties
- Hard White Winter Wheat varieties
- Any other wheat variety not listed
- Oats, any variety
- Rye, any variety
- Barley, any variety

Legume Seed Exhibit

- Alfalfa, 2 quarts
- Other small seeded legumes, (vetch, sweet clover, etc., 2 quarts)
- Other large seeded legumes, (cowpeas, mung beans, winter peas. 1 peck)
- Soybeans, 1 peck
- Peanuts, 1 peck

Peanut Information Exhibit

Any 4-H member interested in learning more about peanuts & the peanut industry may prepare an exhibit. The exhibit shall consist of an educational exhibit that will fit 3'x4'. A 4-H notebook should be included in the display. The exhibit should provide information about one phase of the peanut industry such as history, use, production, processing or importance. Exhibit should increase the public awareness of the importance & impact of the specific sector of the peanut industry selected. The notebook should include any involvement the exhibitor has had with peanuts, such as teaching others, giving talks or demonstrations, preparing peanut foods, planning programs, producing peanuts, etc. The notebook may be typed or handwritten & should include pictures.

Criteria for judging: 30 pts: Completeness of education lesson
30 pts: Public appeal
40 pts: Notebook

- Junior - grades 3 - 7
- Senior - grades 8 - 12

Crops in our Lives Poster Exhibit

Choose an agronomic crop and create a poster 14"x22" depicting one of the following topics related to that crop:

- History (domestication process, global spread via immigrants, etc.)
- Production
- Use in different cultures
- Use in different processed foods

- Grades 3 - 5
- Grades 6 - 8
- Grades 9 - 12

321 4-H FORAGE FOR LIVESTOCK & WILDLIFE

PREMIUMS: 1st-\$4.00, 2nd-\$3.00, 3rd-\$2.00, 4th-\$1.00

4-H members may have 1 exhibit per class. The exhibitor's name & grade must be on the back of the display board. References are:

- Field Guide to Oklahoma Plants, OSU Rangeland Ecology and Management Publication, contact OSU County Extension Office or Natural Resources Conservation Service Office.
- National Range Judging Contest 4-H Manual No. 149
- A Checklist of Prairie, Shrubland, and Forest Understory Plants of Oklahoma, OSU Fact Sheet F-2872.
- Bobwhite quail Habitat Evaluation and Management Guide, E-904
- White-tailed Deer Habitat Evaluation and Management Guide, OSU Circular E-979

Classes are an exhibit of 10 native or introduced annual, biennial or perennial plants mounted on plywood, pegboard, or other suitable material approximately 3'x4'. Two holes 1/2" in diameter and 1" from the top should be drilled in the board to facilitate displaying. Exhibitor must sign & date on the back. Plant specimens must have been collected during the current project year. Single plants or bundles should not exceed 1" in diameter. No plant should extend above or below the display board. Plants must be labeled with the common name. Label with letters about 1/2" high. Place labels above, below or across the plants.

- Forages with desirable grazing value for cattle
- Forages with undesirable grazing value for cattle
- Forages with desirable browsing value for wildlife (list species)
- Forages with undesirable browsing value for wildlife (must specify species)

322 4-H HOME GARDENING

PREMIUMS: 1st-\$4.00, 2nd-\$3.00, 3rd-\$2.00, 4th-\$1.00

Only 1 exhibit allowed in each class per individual.

- Potatoes, yellow, white, russet, 3
- Potatoes, red, 3
- Okra, 6 pods
- Onions, yellow, 3
- Onions, white, 3
- Onions, red, 3
- Pumpkin, field type (oblong), 1
- Pumpkin, jack-o-lantern, 1

9. Squash, winter, acorn, 1
11. Squash, winter, other, 1
13. Squash, summer, zucchini, 2
14. Squash, yellow straightneck 2
15. Squash, yellow crook neck, 2
17. Sweet potatoes, any, 3
19. Pepper, other hot, 5
21. Pepper, banana, 5
23. Tomatoes, cherry type, 5
25. Watermelon, round, 1
27. Red apples, plate of 5
29. Pears, plate of 5
10. Squash, winter, butternut 1
12. Eggplant, 2
16. Squash, patty pan, 2
18. Pepper, jalapeno, 5
20. Pepper, sweet bell, 5
22. Tomatoes, large type, 5
24. Watermelon, oblong, 1
26. Watermelon, sm icebox, 1
28. Yellow apples, plate of 5

Home Garden Food Basket

- This exhibit is a quality selection of five to nine species of mature fruits and/or vegetables from the exhibit list above, items not listed can be used but should not be more than a third of the species utilized. Amounts of fruits and vegetables in this exhibit should be such that they can be arranged in a neat and orderly manner and have good eye appeal. There must be enough of each fruit and vegetable for the judge to determine quality.
 - All fruits and vegetables exhibited must be grown by the exhibitor. No specimens in this exhibit may be entered in another class. Any combination of fruits and vegetables may be used, with the exception of cantaloupe. The exhibit must be in a container such as a best or box. One-third (1/3) of the judging will be on how well the exhibit is prepared and presented. Packing such as paper, straw or cloth may be used but the fruits and vegetables should be the main attraction of the exhibit.
 - No artificial plant materials or specimens can be utilized as part of the exhibit.
30. Junior Division (Grades 3-7)
 31. Senior Division (Grades 8-12)

Self Determined Gardening

32. Junior Division (Grades 3-7) Poster size is 14"x22". Other exhibits limited to 4"x 4" x4" due to space limitations.
33. Senior Division (Grades 8-12) Same as 32.

323 4-H HOME GROUNDS

PREMIUMS: 1st-\$4.00, 2nd-\$3.00, 3rd-\$2.00, 4th-\$1.00

Only 1 exhibit allowed in each class per individual.

Exhibit Unit I - Landscaping Home Grounds

"Before and After" pictures not to exceed 5"x7" of yard clean-up, plantings or construction of landscape elements mounted securely on one 14"x22" poster board. Number of pictures should be 2-8. Neatness & arrangement of pictures is important. A brief explanation of the project should be attached to the exhibit, & each picture must be labeled. Before & after pictures should show a definite change & should be taken from the same place so judges can evaluate the change. An exhibit should not be entered more than once unless it has been substantially revised.

1. Junior - grades 3 - 7
2. Senior - grades 8 - 12

Exhibit Unit II - Herbarium Card

These exhibits shall consist of dried & pressed specimens of leaves & other specified parts of native or cultivated trees, vines and/or shrubs. Each leaf specimen should be mounted on a separate 8"x10" herbarium card available at the Extension Office. Only the information required in your division should be filled out. Cards should be enclosed in a notebook or binder. Each specimen should be covered with a transparent plastic or similar covering. No leaf should be more than 3 years old and at least one-third of the specimens must have been collected during current project year. Instructions for collecting & pressing are available in the OSU Extension Office.

3. Grades 3 - 5 - A collection of 15 specimens with the following information: common name, general class & kind of plant
4. Grades 6 - 8 - A collection of 25 specimens with a pressed flower, fruit or seed included with each specimen. Information on the card to be filled out is common name, general class, kind of plant, form, color & exposure
5. Grades 9 - 12 - A collection of 30 specimens with a pressed flower, fruit or seed included with each specimen. All card information should be filled out.

Exhibit Unit III - Group or Club Exhibit (3 or more members)

6. This exhibit consists of a landscape or environmental beautification project report on a project such as home grounds, school, community center, church, city or roadside park, highway beautification, clean-up campaign, etc.

Judging Criteria:

- a. Brief project description & statement of purpose & objectives.
- b. Creativity demonstrated & quality of the project.
 - Extent plan integrates needs of area, short & long term.
 - Functional use & aesthetic considerations of horticultural materials & techniques.
 - Operational considerations of expenses encountered, resource personnel contacted & maintenance factors.
 - "Before & after" photos showing project effectiveness
- c. Brief summary of project activities, extent objectives were achieved, knowledge gained & particular significance of the project toward improvement & beautification of environment.
- d. Newspaper clippings & other publicity of the project.

324 4-H HORTICULTURE

PREMIUMS: 1st-\$4.00, 2nd-\$3.00, 3rd-\$2.00, 4th-\$1.00

Terrariums

Terrarium of plant life, refer to OSU Fact Sheet No. F-6438 or a similar guideline. No specific size of container, materials, plants or methods. Criteria for judging will be compatibility & arrangement of plants & materials, appropriate potting media, attractiveness & originality, appropriate size of plants for container. Terrariums should feature woodland or tropical plants & feature at least 3 different species of plants. Terrariums must be completely covered at all times. Terrariums containing succulents will be disqualified; succulents belong in dish gardens.

1. Grades 3 - 5
2. Grades 6 - 8
3. Grades 9 - 12

Dish Gardens

Dish Garden of plant life. See OSU Fact Sheet HLA-6451. Judging criteria will be compatibility & arrangement of plants, potting media & container, attractiveness & originality, appropriate size of plants for container. Dish Gardens may feature succulents, carnivorous plants, or foliage plants. Dish Gardens should be no larger than 15" in diameter, length, width, or height & weigh no more than 15 pounds & contain at least 80% living plant material. Dish Garden should feature at least 3 different species of plants

4. Grades 3 - 5
5. Grades 6 - 8
6. Grades 9 - 12

Residential Landscape Design Drawing

Develop a landscape design/drawing for the provided residence. Base maps should be printed on 11"x17". Scale is 1" = 10'. Design drawings are to be made directly on the provided base maps. Use provided examples of landscape symbols to draw and/or trace on the base map. Use the provided color rendered landscape drawings for example of effective designs & color techniques. Guidelines:

- Use white 11"x17" paper to exhibit landscape drawings horizontally. List name, date & club.
- Create a 2" wide column on right side of paper for a title block. List the following in ink: scale, symbols of plants, numbers representing trees, shrubs & plants and how many of each plant were used in the landscape.
- Drawing is top view & must be in full color
- Draw provided plant symbols at the mature plant size
- Walkways should be 3' or 5' wide, patio(s) are required on back of house
- Use a line to indicate planting beds. All small trees, shrubs & perennials should be inside planting bed. Large trees could be found in the lawn or inside planting bed.

7. Grades 3 - 5
8. Grades 6 - 8
9. Grades 9 - 12

Horticulture in our Lives Poster Exhibit

Choose a fruit, vegetable, nut, spice or beverage (tea, coffee, chocolate) crop & create a poster (14"x22") depicting one of the following topics related to that crop:

- a. History (domestication process, global spread via immigrants)
- b. Production
- c. Use in different cultures
- d. Use in different processed foods

10. Grades 3 - 5
11. Grades 6 - 8
12. Grades 9 - 12

Models

Model cold frame or hoop house - mounted on painted plywood no larger than 12"x12". Include explanation of purpose of the structure, examples of potential uses, correct orientation in landscape & materials necessary in construction. (Typed & laminated on white paper no larger than 8.5" X 11")

13. Grades 3 - 5
14. Grades 6 - 8
15. Grades 9 - 12

Model vegetable garden - mounted on a piece of painted plywood no larger than 12"x12". Must include at least 5 different vegetables, show orientation (identify north) & appropriate spacing of plants. Must include explanation of the layout of the garden, spacing requirements of the selected plants, dates each

vegetable would be planted/harvested & any support structures (trellises, cages, etc) necessary. Explanation should be typed or handwritten on laminated white paper no larger than 8½"x11" and attached to model. All model pieces must be handmade (no store bought fences, vegetables, etc.)

16. Grades 3 - 5 17. Grades 6 - 8 18. Grades 9 - 12
Pecan Information Exhibit

Any 4-H member interested in learning more about pecans & the pecan industry may prepare an exhibit. The educational exhibit must fit in a 3'x4' deep area. A notebook should be included in the display. The exhibit should provide information about the pecan industry such as history, importance to state, health benefits & nutrition, uses, production, processing, storage requirements or other topics pertaining to pecans. The exhibit should increase the public awareness of the importance & impact of the specific sector of the pecan industry. The notebook should include any involvement the exhibitor has had with teaching others, giving talks or demonstrations, preparing pecan foods, planning programs, producing pecans, field trips, etc. The notebook can be typed or handwritten and should include pictures.

19. Junior - grades 3 - 7 20. Senior - grades 8 - 12

325 4-H COMPANION ANIMALS AND LIVESTOCK

PREMIUMS: 1st-\$4.00, 2nd-\$3.00, 3rd-\$2.00, 4th-\$1.00

All companion animal exhibits should focus on one of the following: Animal Health and/or Nutrition, Good Husbandry and/or Grooming, Training and/or showing, Service and/or Civic Engagement, Career exploration in companion animals and livestock. Animals for this section can be categorized as companion animals (birds, dogs, cats, fish, rabbits, guinea pigs, etc.) or livestock (beef, dairy equine, goats, poultry, sheep, swine, etc.). This section is not to include animals considered wildlife (deer, pheasants, wild birds, turkey, etc.)

Companion Animal and Livestock Poster illustrating one of the following: Animal Health and/or Nutrition; Good Husbandry and/or Grooming; Training and/or Showing; Service and/or Civic Engagement, Career exploration in companion animals and livestock.

1. Junior - grades 3 - 7 2. Senior - grades 8 - 12

Companion Animal and Livestock Display illustrating one of the following: Animal Health and/or Nutrition; Good Husbandry and/or Grooming; Training and/or Showing; Service and/or Civic Engagement, Career exploration in companion animals and livestock.. Space for booth is 3'x4'. Display must be free standing. Models, photographs, posters or other means for display may be used.

3. Junior - grades 3 - 7 4. Senior - grades 8 - 12

Companion Animal and Livestock Photo Story Board illustrating one of the following: Animal Health and/or Nutrition; Good Husbandry and/or Grooming; Training and/or Showing; Service and/or Civic Engagement, Career exploration in companion animals and livestock. . Story Board should contain 4 to 6 photos attached to the surface of a white or colored foam core, poster or mat board no larger than 14"x22". Each photo should have a caption. Judging criteria will emphasize content first & photo composition second. Photos are to be taken by the exhibitor.

5. Junior - grades 3 - 7 6. Senior - grades 8 - 12

Companion Animal and Livestock Single Photo Entry illustrating one of the following: Animal Health and/or Nutrition; Good Husbandry and/or Grooming; Training and/or Showing; Service and/or Civic Engagement, Career Exploration in companion animals and livestock.. Prints must be between 3.5"x5" and 5"x7". Digital photos may not be manipulated or altered except for color & contrast adjustments, cropping, exposure adjustments, & red eye reduction. Prints must be attached to a poster or mat board. No double matting, use of multiple layers or more than one color .Entire print must be seen & cannot be masked in any way. Boards must be no larger than 10"x10". Captions optional. Photos must be taken by exhibitor.

7. Junior - grades 3 - 7 8. Senior - grades 8 - 12

Other Companion Animal and Livestock tems Exhibit must have 3"x5" note card describing the exhibit, what was done to prepare the exhibit & how the exhibit relates to: Animal Health and/or Nutrition; Good Husbandry and/or Grooming; Training and/or Showing; Service and/or Civic Engagement, Career Exploration in companion animals and livestock. Posters, photos, displays & journals are not allowed. Exhibit size limited to 4'x4'x4'.

9. Junior - grades 3 - 7 10. Senior - grades 8 - 12

RIBBONS WILL BE AWARDED

The Cloverbud Program is for prospective 4-H'ers between the ages of 5 and 8. Cloverbud projects should be made entirely by the Cloverbud member; however, supervision by an older 4-H member or adult is encouraged. There are instructions and guidelines for projects available at the Extension Office.

1. **Home Environment** Example: pencil holder, personalized place mat, recipe card holder, recipe box, egg carton treasure box or jewelry case
2. **Fabric & Fashions** - item must have some sewing
3. **Fabric & Fashions** - fun item (ready-made wearable garment/accessory trimmed using sewing techniques)
4. **Decorated Shirt** - with bows, ribbons, buttons, etc
5. **Photography, Picture Story** – must consist of 3-4 pictures taken by Cloverbud member. Title and caption may be used. Topics might be "My favorite....." or "What I did this summer."
6. **Foods** – no-bake item, examples: popcorn, no-bake cookies or trail mix
7. **Posters** – must be on legal size paper or 1/4 of poster board, 11"x15". May freehand or use pictures to explain topic. Suggested topics include: Basic Four Food Groups, Healthy Food Choices, a correct table setting, promotional poster to recruit Cloverbud members or to promote an event.
8. **Horticulture** – Example: a container garden, terrarium or a vegetable grown by a Cloverbud member
9. **Arts & Crafts** – Any type of craft item such as bead work, foam art, paper art, felt art or embroidery; and pictures made with any type of medium.
10. **Arts & Crafts** – Any type of craft item using food-related items
11. **Arts & Crafts** – Any type of craft item made from items found in nature, such as pictures made from seeds, stick craft, etc.
12. **Hand Puppet** using paper sacks or socks
13. **Creative Design** using pre-cut or pre-manufactured building pieces, such as Lincoln logs, tinker toys, Legos, or combination of these type items.
14. **Bird House** – may be made from a plastic container such as pop bottle
15. **Bird Feeder** – may be made from a plastic container
16. Miscellaneous item you have made.

KEEP

Summer SAFE

Keep electronic devices away from pools and hot tubs

Electrical components connected to your pool or hot tub need to be fully grounded

A professional electrician can help ensure connections are safe

 **NORTHEAST OKLAHOMA ELECTRIC COOPERATIVE**

918.256.6405 | www.noec.coop

FFA EXHIBITS DIVISION

General Rules

Rule 1: All FFA members participating in the Fair will follow the FFA Code of Ethics.

Rule 2: Exhibits must have been made by FFA exhibitor during the last year, and cannot be entered more than one time, except for classes which are collections added to in successive years.

Rule 3: FFA members who enter crops and horticulture must be able to prove that such crops entered in his/her name were produced by them during the current year.

400 FFA EDUCATIONAL BOOTHS

PREMIUMS: 1st-\$25.00, 2nd-\$20.00, 3rd-\$15.00

Purpose: To promote the benefits of enrolling in Agricultural Education and joining FFA. Booth will be of the type that could be used in a variety of settings, such as FFA Week booths, shopping center displays, local fairs, etc.

- Booth will consist of a 6' table top display. The display board will be constructed of a 4' x 8' sheet of 1/2" or 5/8" plywood. The board is to be cut and hinged to consist of two 2' wings and a 4' center back.
- The back side of the display board is to be painted dark in color and all tables must be skirted to the floor.
- The current State FFA theme must be utilized. The chapter name must be displayed.

Booths will be divided into 2 divisions. Mechanical Division will include booths with a moving display involving powered devices. Examples may include water wheels, fans, rotating devices, talking booths & electronic devices. The Non-Mechanical Division includes booths with no powered displays. Non-mechanical booths may have lights that do not flash, move or rotate.

Judging for Educational Booths:

Promotes benefits of agricultural education & FFA: 50 pts

- Promotes 1 of 3 components (Classroom, SAE, Leadership) 30 pts
- Central Theme (Current State FFA Theme) 20 pts

Appearance: 50 pts

- Attention 10 pts
- Interest 10 pts
- Creativity 10 pts
- Neatness 10 pts
- Organization 10 pts

Maximum Total Points 100 pts

Booths not following guidelines will be disqualified.

1. Mechanical Division

2. Non-Mechanical Division

401 FFA PHOTOGRAPHY SERIES

PREMIUMS: 1st-\$4.00, 2nd-\$3.00, 3rd-\$2.00, 4th-\$1.00

Oklahoma FFA members are required to include photographs as a part of their State FFA Degree scrapbooks, State Proficiency Award applications, Reporter Contest scrapbooks, as well as assisting with many chapter award applications which also require photographs. This contest provides an opportunity for individual FFA members to showcase their talent in photography while preparing for these state award applications. Entry must contain five 5"x7" or 4"x6" color prints taken by the member. The series must be mounted on half sheet poster board (finished size 22"x14") or half sheet foam or matt board (finished size 20"x15") to be displayed landscape view. Pictures on newsprint or those that have been mechanically altered will not be accepted. Subject must relate to the member's Supervised Agricultural Experience program (SAE) or to FFA activities in their chapter. Captions may be used with each picture.

1. Grades 8 - 9
3. Grade 11

2. Grade 10
4. Grade 12

402 FFA NEWS REPORTING

PREMIUMS: 1st-\$4.00, 2nd-\$3.00, 3rd-\$2.00, 4th-\$1.00

FFA members are encouraged to submit newsworthy articles & pictures about outstanding accomplishments of FFA members and/or their local chapter in all forms of print & broadcast media. The purpose is to recognize FFA members for their talent & accomplishment. The news story must be in manuscript form with not more than 3 double-spaced typewritten pages. One 4"x6" or 5"x7" color or black & white photograph must accompany the story. Each story page & the photograph must be mounted on 22"x28" sheet of black poster or 22"x30" foam/ matte board displayed horizontally. Subject must relate to Ag Education and/or FFA.

1. Grades 8 - 10

2. Grades 11 - 12

403 FFA AGRISCIENCE PROJECT DISPLAY

PREMIUMS: 1st-\$10.00, 2nd-\$8.00, 3rd-\$6.00, 4th-\$4.00

The purpose of the Agriscience Project Display is to provide an opportunity for individual FFA members to compete in a science fair related to agriculture. Members who have developed a project based on the application of scientific principles & emerging technologies in agriculture are eligible. It is also designed to educate parents, school officials & the public about career opportunities available for Agriscience students.

Categories are: Animal Systems, Environmental Services/Natural Resource Systems, Food Products & Processing Systems, Plant Systems, Agricultural Power, Structural & Technical Systems and Social Systems.

The Agriscience Project Display must meet size requirements outlined for a display in the National FFA Agriscience Fair.

Judging criteria for the Agriscience Project Display:

- | | |
|----------------------------------|------------|
| A. Creative ability/originality: | 25 points |
| B. Scientific thought/goal: | 25 points |
| C. Supporting evidence: | 25 points |
| D. Booth appearance: | 25 points |
| Maximum Total: | 100 points |

405 FFA AGRONOMIC CROP DISPLAY

PREMIUMS: 1st-\$4.00, 2nd-\$3.00, 3rd-\$2.00, 4th-\$1.00

An FFA member may exhibit one entry in this division. Crops used in this display should be common agronomic crops grown in Oklahoma. Display can be corn ears (10 ears), grain sorghum (10 heads), sunflower heads (2 heads), cotton (20 open bolls) or threshed grain (approximately 1 peck). All exhibits must be in a box with a sturdy see through cover. The display box is part of the exhibit and will be part of the judging process. Each display should be identified with the common name of the agronomic crop displayed.

- | | |
|-----------------|-------------|
| 1. Grades 8 - 9 | 2. Grade 10 |
| 3. Grade 11 | 4. Grade 12 |

406 FFA HAY SHOW

PREMIUMS: 1st-\$10.00, 2nd-\$8.00, 3rd-\$6.00, 4th-\$4.00

One small square bale will constitute an entry. The bale may be broken by the judge for evaluation purposes. Protein analysis will not be used as a criteria for judging. Factors considered by the judge will include maturity, texture, leafiness, freedom from foreign material, color, size and shape of bales, odor and freedom from mold.

- | | |
|-----------|---------------|
| 1. Legume | 2. Non-Legume |
|-----------|---------------|

407 FFA AGRONOMIC HERBARIUM COLLECTION

PREMIUMS: 1st-\$4.00, 2nd-\$3.00, 3rd-\$2.00, 4th-\$1.00

This collection shall consist of dried and pressed specimens of flowers, stems, leaves & other specified parts of native and/or cultivated agronomic crops. Each complete specimen should be mounted on a separate 8½" x 11" agronomy herbarium card available by printing on card stock from www.okffa.org. All information areas should be completed & enclosed in a notebook or binder. Each specimen should be covered with a transparent plastic or similar covering to protect it. Quality of exhibits, including spelling, will be considered. Cards must be dated & numbered, with name, chapter & grade on inside back cover. There must be a Table of Contents in the front of the book. Everything (cover, table of contents) can be computer generated except the information on the herbarium cards, which must be hand-written in ink. Exhibit cards in a plain 1" size hardback notebook for classes 1 & 2 or a plain 2" size hardback notebook for classes 3 & 4 with one FFA emblem & the lettering "FFA Agronomic Herbarium Cards" on the front only.

1. Grades 8 & 9 - Collection of 10 specimens with all info collected
2. Grade 10 - Collection of 15 specimens with all info collected
3. Grade 11 - Collection of 20 specimens with all info collected
4. Grade 12 - Collection of 25 specimens with all info collected

408 FFA AGRONOMIC PLANT LIFE CYCLE DRAWING

PREMIUMS: 1st-\$4.00, 2nd-\$3.00, 3rd-\$2.00, 4th-\$1.00

This drawing should show all different stages of growth of the cotton plant (seed, seedling, vegetative, flowering and mature). Additional stages of growth may be displayed if it adds to the exhibit. Each stage of growth should be indicated. Colors should be as near as possible to natural colors. Special characteristics for identification should also be labeled. Drawing must include the title "Life Cycle of the Cotton Plant." Use a half sheet of white poster board (22"x14") or half sheet of white foam or mat board (finished size 20"x15") to be displayed landscape view.

- | | |
|-----------------|-------------|
| 1. Grades 8 & 9 | 2. Grade 10 |
| 3. Grade 11 | 4. Grade 12 |

409 FFA AGRONOMIC ENTOMOLOGICAL LIFE CYCLE

DRAWING

PREMIUMS: 1st-\$4.00, 2nd-\$3.00, 3rd-\$2.00, 4th-\$1.00

This drawing should show all different stages of an insect life cycle (egg, larvae, nymph, adult, pupae, chrysalis, etc). Each stage should be indicated. Colors should be as near as possible to natural colors. Special characteristics for identification should also be labeled. Drawing must include the title "Life Cycle of an Army Worm." Use half sheet of white poster board (22"x14") or half sheet of white foam or mat board (finished size 20"x15") displayed landscape view.

- | | |
|-----------------|-------------------|
| 1. Grades 8 & 9 | 2. Grades 10 - 12 |
|-----------------|-------------------|

410 FFA SOIL SCIENCE DISPLAY

PREMIUMS: 1st-\$4.00, 2nd-\$3.00, 3rd-\$2.00, 4th-\$1.00

This drawing should show all different layers of a Soil Horizon (O, A, E, B, C, R). Each layer should be indicated. Colors should be as near as possible to natural colors. Special characteristics and definitions for identification should also be labeled. Drawing must include the title "Average Soil Horizons." Use a half sheet of white poster board (22"x14") or half sheet of white foam or mat board (finished size 20"x15") to be displayed landscape view.

- | | |
|-----------------|-------------------|
| 1. Grades 8 & 9 | 2. Grades 10 - 12 |
|-----------------|-------------------|

413 FFA AGRONOMIC INSECT DISPLAY

PREMIUMS: 1st-\$4.00, 2nd-\$3.00, 3rd-\$2.00, 4th-\$1.00

An FFA member may exhibit one insect collection in this division. Insects used in this display should be common agronomic pests and/or insects that are beneficial to agronomic crops. All insects must be mounted on standard insect pins. Insects should be identified by their common names using the correct spelling. A typed master list indicating the scientific order, common name, type of mouthparts and food source for each specimen should accompany the display. Exhibits must be displayed in the folding insect storage box which can be purchased in bulk at BioQuip Products Box 9"x13"x2½" <http://bioquip.com>. Exhibits should be covered inside with plastic wrap for display purposes.

1. Grades 8 & 9 (10 insects with all info provided)
2. Grade 10 (15 insects with all info provided)
3. Grade 11 (20 insects with all info provided)
4. Grade 12 (25 insects with all info provided)

414 FFA TAME FORAGE GRASS EXHIBIT

PREMIUMS: 1st-\$4.00, 2nd-\$3.00, 3rd-\$2.00, 4th-\$1.00

One bundle - must not be less than 3" or more than 5" at center band when cut near the ground. Should be cured before forming bundle. Will be judged on feeding value (green color, leafiness, fineness of stem & best stage of maturity for each kind) & preparation of bundle including neatness, cleanliness, uniformity & overall appearance.

1. Short fine-stemmed tame forage grass bundle (bermuda, crabgrass, etc)
2. Tall fine-stemmed tame forage grass bundle (old world bluestem, tall fescue, ryegrass, etc.)
3. Coarse-stemmed tame forage grass bundle (forage sorghum, sudangrass, etc.)

415 FFA LEGUME FORAGE EXHIBIT

PREMIUMS: 1st-\$4.00, 2nd-\$3.00, 3rd-\$2.00, 4th-\$1.00

One bundle - must not be less than 3" or more than 5" at center band when cut near the ground. Should be cured before forming bundle. Will be judged on feeding value (green color, leafiness, fineness of stem & best stage of maturity for each kind) & preparation of bundle including neatness, cleanliness, uniformity & overall appearance.

1. Fine-stemmed forage legume bundle (alfalfa, sweet clover, lespedeza, vetch)
2. Coarse-stemmed forage legume bundle (soybean, cowpea, peanut)

416 FFA NATIVE GRASS EXHIBIT

PREMIUMS: 1st-\$4.00, 2nd-\$3.00, 3rd-\$2.00, 4th-\$1.00

(One bundle)

Should be headed but not ripe enough to shatter, and shown full length (cut near the ground). Bundle should be not less than 3" or more than 5" at center band. Should be cured before forming bundle. Each bundle will be considered on basis of early stage of maturity, leafiness, & green color; & on preparation & appearance of bundle.

Medium or Short Native Grass

- | | |
|--------------------|----------------------------|
| 1. Little Bluestem | 2. Sand Lovegrass |
| 3. Sideoats Grama | 4. Blue Grama /Hairy Grama |

Tall Native Grass

- | | |
|-----------------|---------------------------|
| 5. Big Bluestem | 6. Indiangrass |
| 7. Switchgrass | 8. Any other native grass |

417 FFA PASTURE AND RANGE PLANT DISPLAY

PREMIUMS: 1st-\$4.00, 2nd-\$3.00, 3rd-\$2.00, 4th-\$1.00

Display consists of ten representative plants mounted on light boards 3' square, strong enough to stand upright. Any other size will result in disqualification. The plants should be cut to prevent any part of the plant from extending beyond the edge of the board. Grasses & other fine-stemmed plants may be shown as bundles not to exceed 1" in diameter, & single plants that are heavy-stemmed or bushy may be used. Plants should be headed & in bloom or seed stage but not ripe enough to shatter. Label with common name. Displays will be judged on choice of species; quality of samples (green, color, leafiness, dryness and stage maturity); neatness and arrangement of samples in general appearance of display; and correctness and readability of labels. Entries which are found to be identical as a result of group preparation will be disqualified.

Tame Pasture Grass & Legume Plant Display - consists of ten introduced pasture grasses & legumes commonly planted for grazing purposes:

1. Grades 8 - 10
2. Grades 11 - 12

Native Range Plants - consists of ten native plants (grasses, legumes & forbs) representative of native prairie mixtures:

3. Grades 8 - 9
4. Grade 10
5. Grades 11
6. Grade 12

419 FFA HORTICULTURE

PREMIUMS: 1st-\$4.00, 2nd-\$3.00, 3rd-\$2.00, 4th-\$1.00

These exhibits must be Supervised Agricultural Experience program projects of the FFA members. Pecans (large type in shell) exhibited in clear quart-size plastic bags only. Only one exhibit allowed in each class per individual. Exhibits of over-ripe & poor quality will not be judged.

Vegetable and Fruit Exhibits

1. Potatoes, white or red, 4
2. Okra, 6
3. Onions, yellow, white or red, 4
4. Eggplant, 2
5. Pepper, jalapeno, 6
6. Pepper, other hot, 6
7. Pepper, sweet bell 6
8. Pepper, sweet banana, 6
9. Pepper, other sweet, 6
10. Tomatoes, large type, 4
11. Tomatoes, cherry type, 6
12. Pumpkin, oblong, 1
13. Pumpkin, jack-o-lantern, 1
14. Pumpkin, small (<4"), 2
15. Cucumbers, slicing/pickling, 2
16. Squash, any variety, 2
17. Watermelon, oblong, 1
18. Watermelon, round, 1
19. Other melon, 1
20. Gourd, ornamental, lrg, 1
21. Gourd, ornamental, small, 2
22. Ornamental peppers, 6
23. Corn, ornamental, 4 ears
24. Pecans, 18 in qt-size bag
25. Apples, red, yellow or green, 4
26. Pears, 4

Home Garden Food Basket Display

This exhibit is a quality selection of from 4 to 10 different kinds and/or varieties of mature fruits and/or vegetables. Amounts of fruits and vegetables in this exhibit should be such that they can be arranged in a neat and orderly manner and have good eye appeal. There must be enough of each fruit or vegetable for the judge to determine quality.

27. Home garden basket

420 FFA HORTICULTURAL EDUCATIONAL DISPLAYS

PREMIUMS: 1st-\$4.00, 2nd-\$3.00, 3rd-\$2.00, 4th-\$1.00

FFA Herbarium Cards

These exhibits shall consist of dried and pressed specimens of leaves & other specified parts of native or cultivated trees, vines &/or shrubs. Each complete leaf specimen should be mounted on a separate 8½" x 11" herbarium card available through CIMC, or printed on card stock from www.okffa.org. All information areas should be enclosed in a notebook or binder. Each specimen should be covered with a transparent plastic or similar covering to protect it. Quality of exhibit including spelling will be considered. Cards must be dated & numbered, with name, chapter & grade on inside back cover. There must be a Table of Contents in the front of the book. Everything (cover, table of contents) can be computer generated except the information on the herbarium cards, which must be hand-written in ink. Exhibit cards in a plain 1" size hardback notebook for classes 1 & 2 or a plain 2" size hardback notebook for classes 3 & 4 with one FFA emblem & the lettering "FFA Herbarium Cards" on the front only.

1. Grades 8 & 9 - Collection of 20 specimens, all info complete
2. Grade 10 - Collection of 25 specimens, all info completed
3. Grade 11 - Collection of 30 specimens, all info completed
4. Grade 12 - Collection of 35 specimens, all info completed

FFA Oklahoma Wildflower Exhibit

These exhibits shall consist of dried and pressed specimens of flowers, stems, leaves & other specified parts of native &/or cultivated wildflowers. Each specimen should be mounted on a

separate 8½" x 11" wildflower herbarium card printed on card stock from www.okffa.org. All information areas should be enclosed in a notebook or binder. Each specimen should be covered with a transparent plastic or similar covering to protect it. Quality of exhibit including spelling will be considered. Cards must be dated & numbered, with name, chapter & grade on inside back cover. There must be a Table of Contents in the front of the book. Everything (cover, table of contents) can be computer generated except the information on the herbarium cards, which must be hand-written in ink. Exhibit cards in a plain 1" size hardback notebook for classes 1 & 2 or a plain 2" size hardback notebook for classes 3 & 4 with one FFA emblem & the lettering "FFA Wildflower Herbarium Cards" on the front.

5. Grades 8 & 9 - Collection of 20 specimens, all info complete
6. Grade 10 - Collection of 25 specimens, all info completed
7. Grade 11 - Collection of 30 specimens, all info completed
8. Grade 12 - Collection of 35 specimens, all info completed

FFA Plant Life Cycle Display

This drawing should show all different stages of growth of a cantaloupe plant (seed, seedling, vegetative, flowering and mature). Additional stages of growth may be displayed if it adds to the exhibit. Each stage of growth should be indicated. Colors should be as near as possible to natural colors. Special characteristics for identification should also be labeled. Drawing must include the title "Life Cycle of the Cantaloupe." Use a half sheet of white poster board (22"x14") or half sheet of white foam or mat board (finished size 20"x15") displayed landscape view.

9. Grades 8 & 9
10. Grade 10
11. Grade 11
12. Grade 12

FFA Asexual Plant Propagation Drawing

This drawing should show all different stages of asexually propagating a plant (parent plant, propagation type, plant section, additional root growth, to full growth). The plant will be African Violet. Each stage should be indicated. Colors should be as near as possible to natural colors. Special characteristics for identification should also be labeled. Drawing must include the title "Asexual Propagation of an African Violet." Use a half sheet of white poster board (22"x14") or half sheet of white foam or mat board (finished size 20"x15") to be displayed landscape view.

13. Grade 10
14. Grade 11
15. Grade 12

FFA Home Landscape Drawing

Download template from www.okffa.org and print on a legal sized (8½"x14") white paper. Landscape drawings must be full color & drawn horizontally. Finished drawing must be mounted on a half sheet of black poster board (finished size 22"x14") or a half sheet of black foam or mat board (finished size 20"x15") to be displayed landscape view. At the top, label the display "Home Landscape Drawing." On the right side of the foam board include a 2" x no more than 11" key/legend that must contain the following information: Scale, symbols of plants, numbers representing trees, shrubs & plants (including the number of each used in the landscape). Additionally, a narrative that further describes the drawing may be included on the back, but is limited to one page, typed double spaced in 12 point font.

16. Grades 8 & 9
17. Grade 10
18. Grade 11
19. Grade 12

FFA Horticulture Entomology Exhibit

All insects must be mounted on standard insect pin. Each insect should be identified by their common names using the correct spelling. A typed master list indicating the scientific order and common name; type of mouthparts; beneficial or pest of each specimen should accompany the display. Exhibits must be displayed in the folding insect storage box which can be purchased in bulk at BioQuip Products Box 9"x13"x2½" <http://bioquip.com>. Exhibits should be covered inside with plastic wrap for display purposes.

20. Grades 8 & 9 (10 insects with all info provided)
21. Grade 10 (15 insects with all info provided)
22. Grade 11 (20 insects with all info provided)
23. Grade 12 (25 insects with all info provided)

FFA Miniature Greenhouses

PREMIUMS: 1st-\$8.00, 2nd-\$6.00, 3rd-\$5.00, 4th-\$4.00

Size 14" x 21" and mounted on plywood 16" x 24" painted white. It must be accompanied by a graphic design plan showing climate control system, irrigation system, placement of benches and tables, etc. Plan should be on 8½" x 11" paper enclosed in a plastic cover. No mechanical or electrical moving parts will be allowed. An article can be shown only once at the Fair and must have been constructed during the previous two school years.

24. Grades 8 & 9
25. Grade 10
26. Grade 11
27. Grade 12

421 FFA HOUSE PLANT EXHIBITS

PREMIUMS: 1st-\$4.00, 2nd-\$3.00, 3rd-\$2.00, 4th-\$1.00

- All plants must have been in possession of FFA exhibitor for at least 60 days.
- 1 container / entry, with saucer if container has drainage hole
- Judging on color, condition, container, foliage &/or flower, correct name, culture, perfection, quality, maturity & shape.
- Plants must be groomed for exhibition. Clean with water only. Insect free & not waxed. No freshly repotted plants.
- Pots over 12" diameter or containers not for horticultural use will not be accepted.
- No plant over 4 feet tall not including pot. Hanging plants should not hang longer than 6 feet from top of container.
- One entry per exhibitor for each class.

Foliage Plant

1. Croton
2. Dumbcane
3. Dracaena
4. Rubber Plant
5. Philodendron
6. Pothos
7. Nephthytis
8. Schefflera
9. Weeping fig
10. Potted fern
11. Other foliage plant, < 24"
12. Other foliage plant, 24-48"

Potted Flowering Plant

13. Chrysanthemum
14. African violet
15. Begonia
16. Geranium
17. Peace lily
18. Any other blooming plant
19. Multiple varieties (2 or more flowering plants)

Cacti and Succulents

20. Cacti under 10" tall
21. Cacti over 10" tall
22. Succulents under 10" tall
23. Succulents over 10" tall
24. Multiple varieties (2 or more)
25. Aloe vera
26. Snake plant
27. Bromeliad

Hanging Baskets

28. Asparagus fern
29. Boston fern
30. Airplane plant (spider)
31. Swedish ivy
32. Jews small leaf (1 variety)
33. Jews large leaf (1 var)
34. Philodendrons or pothos
35. Nephthytis
36. Any other fern
37. Any other hanging bskt
38. Multiple varieties (2 or more)

Potted Plants

39. Ornamental pepper (with peppers)
40. Unique potted plant (any rare or unusual plant)
41. Any other potted Plant (under 18")
42. Any other potted Plant (18" & over)

422 FFA FLORAL OR PLANT DESIGN

PREMIUMS: 1st-\$4.00, 2nd-\$3.00, 3rd-\$2.00, 4th-\$1.00

Enclosed Terrariums

Small enclosed terrariums should be approx 1 gallon in size. Large enclosed terrariums should be approx 2 to 5 gallons in size. No succulents or cacti should be in enclosed terrariums.

1. Small Enclosed - Grades 8 - 10
2. Small Encl. Grades 11 - 12
3. Large Enclosed - Grades 8 - 12

Open Terrariums

Small open terrariums should be approx 1 gallon in size. Large open terrariums should be approx 2 to 5 gallons in size.

4. Small Open - Grades 8 - 10
5. Small Open-Grds 11 - 12
6. Large Open - Grades 8 - 12

Dish Garden or Creative Plant Display

Three or more specimens in garden/display.

7. Grades 8 - 9
8. Grade 10
9. Grade 11
10. Grade 12

Decorated Pumpkins

Decorated not carved. 1 pumpkin only, no other pumpkins or gourds can be attached. Pumpkin cannot have attachments that break the skin. No artificial pumpkins.

11. Grade 8
12. Grade 9
13. Grade 10
14. Grades 11 - 12

FLORAL DESIGN

Materials used in exhibits must contain dried or artificial materials only. An arrangement with any artificial material will be classified as artificial.

Floral Arrangement - Dried, Natural (up to 24" in size)

15. Grades 8 - 10
16. Grades 11 - 12

Floral Arrangement - Artificial (up to 24" in size)

17. Grades 8 - 9
18. Grades 10 - 11
19. Grade 12

Floral Arrangement - Seasonal or Occasional (up to 24")

20. Grades 8 - 9
21. Grades 10 - 11
22. Grade 12

Floral Arrangement - Novelty (up to 24" in size)

Accessory in the arrangement must tie to the container to be considered novelty.

23. Grades 8 - 10
24. Grades 11 - 12

Floral Arrangement - Wedding

25. Wedding Bouquet
26. Wedding Arrangement (table size)

Floral Arrangement - Corsage

27. Shoulder (dried)
28. Wristlet
29. Shoulder (artificial), Grades 8 - 10
30. Shoulder (artificial), Grades 11 - 12
31. FFA Week
32. Homecoming (artificial), Grades 8 - 10
33. Homecoming (artificial), Grades 11 - 12

Floral Arrangement - Boutonniere

34. Artificial, Grades 8 - 10
35. Artificial, Grades 11 - 12

Floral Arrangement - Wreaths (up to 24" in size)

36. Dried, Natural
37. Artificial, Grades 8 - 9
38. Artificial, Grades 10 - 11
39. Artificial, Grade 12

Floral Arrangement - Wreaths - Seasonal (up to 24" in size)

40. Grades 8 - 10
41. Grades 11 - 12

Floral Arrangement - Wall or Door Swags

42. Dried, Natural
43. Artificial

Decorative Non-Floral

44. Decorative non-floral wreath/swag

423 FFA OKLAHOMA LANDSCAPE PLANTS

PREMIUMS: 1st-\$4.00, 2nd-\$3.00, 3rd-\$2.00, 4th-\$1.00

Flowering shrubs and foliage shrubs. A member may enter only 1 exhibit per class. Shrubs in 4" to 6" pots, trees in 1 gallon nursery container or smaller. Propagated this year after January 1. No freshly re-potted plants. All must be hardy for zones 5 - 8.

Flowering Shrubs

1. Crepe myrtle
2. Forsythia
3. Glossy Abelia
4. Hydrangea (hardy)
5. Rose of Sharon
6. Any other

Foliage Shrubs

7. Euonymus (green or variegated)
8. Photinia
9. Privet (green or golden)
10. Any Other

Trees

11. Deciduous tree
12. Evergreen tree

Ground Covers & Seasonal Plants

13. Herbaceous plants (hosta, peony, daylily, etc)
14. Vining plants (winter creeper, English ivy, honeysuckle, etc)
15. Ornamental grasses
16. Any other ground cover

425 FFA AGRICULTURAL MECHANICS EXHIBIT

PREMIUMS: 1st-\$10.00, 2nd-\$8.00, 3rd-\$6.00, 4th-\$4.00

Articles exhibited must have been constructed by FFA members in the Agriculture Education school shop. Entries may be individually or chapter constructed. An article can be shown only once at the Fair, and must have been constructed during the previous two school years. All articles must be clean and in a presentable condition even though they may have been used during the year. Pictures showing operation of the project may be displayed with the exhibit. All exhibits to be displayed in a safe manner. Entries will be judged on the basis of workmanship, structure & design, practicability, safety & materials used.

1. Trailers & Wagons 16' & over
2. Trailers & Wagons under 16' (16' is the cargo area)
3. Smokers, Grills & Cookers with hitches
4. Truck bed, Racks & Pick Up Accessories
5. Livestock Production Products (squeeze chute, divider, panels, clipping chute, lamb & goat stand)
6. Farmstead & Crop Improvement (gates, angle blade, box blade, mail box)
7. Reconditioned Machinery and Equipment - Must be factory manufactured equipment that has been reconditioned in the Ag Shop. It is recommended 1-3 photos of the project before start of restoration is included with materials list.
8. Shop Improvement(welding table, saw horse, torch cart, anvil)
9. Hobby/Recreation (deer stand, clay target thrower, weight bench, etc.)
10. Patio Cookers, Grills & Smokers
11. Outdoor Furniture (picnic table, benches, swing, etc.)
12. Indoor Furniture (end table, chair, hall tree, bed frame, etc)
13. Decorative Small Projects (paperweight, horseshoe cowboys, small metal art, piggybank, etc.)
14. Functional Small Projects (lamp, hat rack, boot jack, towel rack, doorknocker, doorbell, etc.)
15. Decorative Large Projects (large metal art)
16. Farmstead Tools (post driver, Tee post puller, etc.)

OPEN CLASS EXHIBITS DIVISION

General Rules

Rule 1: All articles must be the product of the exhibitors. All articles entered must have been made since last year's fair, with the exception of quilts, crocheted tablecloths and bedspreads.

Section 2: A single exhibit in a class shall be awarded such premium, as in the opinion of the judges, the exhibit on its merits deserves; premiums will not be awarded to unworthy articles.

500 OPEN CLASS HONEY EXHIBIT

PREMIUMS: 1st-\$4.00, 2nd-\$3.00, 3rd-\$2.00, 4th-\$1.00

Honey should be placed in colorless, 1-pint honey jars or standard, colorless 1-pint fruit jars, such as made by Kerr, Ball, Mason. Other types of jars will be rejected. Jar covers should be new, if possible, & screwed on tight to prevent leakage. There should be 1/4-1/2" air space below the lid. Honey should be clear & free from foreign particles. Chunk honey should be perfectly capped, free from stains, beebread & finger prints. Edges should be clean-cut, not ragged. 1 piece only in each jar, as wide as jar mouth will permit & long enough to extend from bottom to top without jamming. Labels should be neat & plainly written.

1. White comb honey
2. White extracted honey
3. Amber comb honey
4. Amber extracted honey

502 OPEN CLASS CROPS AND HORTICULTURE

PREMIUMS: 1st-\$4.00, 2nd-\$3.00, 3rd-\$2.00, 4th-\$1.00

All crops competing must have been grown in Craig County during the current year. Grain samples should be thoroughly cleaned of all foreign materials, such as stalks, leaves and all shriveled grains, and have varietal purity.

1. Clover, any variety, 1 peck
2. Fescue seed, 1 peck
3. Lespedeza seed, 1 peck
4. Wheat, any variety, 1 pk
5. Oats, spring, 1 peck
6. Oats, winter, 1 peck
7. Barley, any variety, 1 peck
8. Rye, any variety, 1 peck
9. Cowpeas, any variety, 1 peck
10. Soybeans, any, 1 peck
11. Ryegrass, 1 peck
12. Vetch, 1 peck
13. Corn, yellow, 3 ears
14. Corn, white, 3 ears
15. Corn, squaw, 3 ears
16. Popcorn, any variety, 3
17. Grain sorghums, red, 3 heads
18. Grain sorghums, white, 3
19. Peanuts, 1 peck
20. Sunflower seeds, 1 peck

Threshed Grain/Sorghum Exhibit

21. White grain sorghum, 15 lbs
22. Red grain sorghum, 15lbs
23. Sorghums, forage, any variety, 5 complete stalks

504 OPEN CLASS FIELD CROPS

PREMIUMS: 1st-\$4.00, 2nd-\$3.00, 3rd-\$2.00, 4th-\$1.00

1. Alfalfa
2. Lespedeza
3. Cowpeas
4. Sudan grass
5. Clover
6. Soybeans
7. Native grass
8. Tame grass
9. Forage crops, not listed

506 OPEN CLASS SILAGE

To be exhibited in one quart jars with lid.

PREMIUMS: 1st-\$4.00, 2nd-\$3.00, 3rd-\$2.00, 4th-\$1.00

1. Legume silage
2. Corn or sorghum silage
3. Other silage

508 OPEN CLASS HORTICULTURE

PREMIUMS: 1st-\$4.00, 2nd-\$3.00, 3rd-\$2.00, 4th-\$1.00

Rule 1: Uniformity in color, size & shape will be taken into consideration.

Rule 2: All fruit infested with worms, scale or badly affected by fungus will be disqualified.

1. Beets, any variety, 3
2. Beans, snap, in pod, 6
3. Carrots, table use, 5
4. Cucumbers, slicing, 3
5. Cantaloupe/muskmelon, any, 1
6. Onions, red, 3
7. Onions, yellow, 3
8. Onions, white, 3
9. Okra, table size, 6 pods
10. Jalapeno peppers, 3
11. Other hot peppers, 3
12. Bell peppers, 3
13. Banana peppers, 3
14. Pumpkin, field, 1
15. Pumpkin, pie, 1
16. Potatoes, red, 3
17. Potatoes, white, 3
18. Sweet potatoes, red, 3
19. Sweet potatoes, yellow/gold, 3
20. Squash, summer, scallop, 2
21. Squash, zucchini, 2
22. Squash, strat, yellow, 2
23. Squash, cushaw, 1
24. Squash, spaghetti, 1
25. Squash, winter, acorn, 1
26. Squash, Hubbard, 1
27. Squash, any other variety, 1
28. Eggplant, 2
29. Tomatoes, large type, 3
30. Cherry tomatoes, 5
31. Roma tomatoes, 4
32. Watermelon, any, 1
33. One plate of 3 apples, any
34. One plate of 3 pears, any
35. Plums, any, one quart
36. Grapes, 3 lbs in basket
37. One plate of 3 peaches, any
38. Pumpkins, miniatures, 3
39. Gourds, decorative, 3
40. Cabbage, 1 head
41. Garlic, 3
42. Plum tomatoes, 4
43. White pumpkin, 1
44. Honeydew melon, 1



Services:

- Security Cameras
- Computer Repair
- Virus Cleanup
- Virus Protection
- Data Recovery

Call Today For Free Consultation!

918-323-4259

Mon - Fri | 8am-5pm OK Lic# ACC440812

509 OPEN CLASS FUNCTIONAL PROJECTS

PREMIUMS: 1st-\$4.00, 2nd-\$3.00, 3rd-\$2.00, 4th-\$1.00

1. Small project
2. Large project

510 OPEN CLASS CLOTHING

PREMIUMS: 1st-\$4.00, 2nd-\$3.00, 3rd-\$2.00, 4th-\$1.00

Adults Only

1. Garment, infant to 1 year
2. Girls' clothing, 1-6 yrs
3. Girls' clothing, 7-12 years
4. Boys' clothing, 1-6 yrs
5. Boys' clothing, 7-12 years
6. Recycled child's clothing
7. Dressy girls' clothing, 1-6 yrs
8. Dressy girls clothing, 7-12
9. Dressy boys' clothing, 1-6 yrs
10. Dressy boys clothing, 7-12
11. Dress
12. Formal wear, dress, tux..
13. Coat, blazer, jacket, tailored suit (lined)
14. Vest
15. Pantsuit, 2 pieces
16. Slacks
17. Skirt
18. Blouse/shirt
19. Men's shirt
20. Top or pullover, any type
21. Sunwear, sportswear, 2 pieces
22. Western wear
23. At-home-wear, sleepwear or lounging
24. Collars, fabric
25. Painted clothing
26. Appliquéd clothing
27. Decorated clothing
28. Special effects clothing
29. Tie dyed clothing
30. Purse
31. Tote
32. Costume
33. Apron
34. Dress or blouse using machine serger
35. Sweatshirt, t-shirt or sportswear using machine serger
36. Children's garment using machine serger, infant to 12 years
37. Recycled adult clothing item

Youth 5-18 Years Only

38. Garment, infant to 1 year
39. Girls' clothing, 1-6 yrs
40. Girls' clothing, 7-11 years
41. Girls' clothing, 12-14 yrs
42. Boys' clothing, 1-6 years
43. Boys' clothing, 7-11 yrs

- | | |
|-------------------------------------|---------------------------------|
| 44. Boys' clothing, 12-14 years | 45. Recycled child's clothing |
| 46. Dressy girls' clothing, 1-6 yrs | 47. Dressy girls clothing, 7-12 |
| 48. Dressy boys' clothing, 1-6 yrs | 49. Dressy boys clothing, 7-12 |
| 50. Vest | 51. Sleepwear |
| 52. Decorated sweatshirt or t-shirt | 53. Purses or totes |
| 54. Costume | 55. Apron |
| 56. Doll clothes | 57. Laundry bag |

511 OPEN CLASS HOUSEHOLD ITEMS

PREMIUMS: 1st-\$4.00, 2nd-\$3.00, 3rd-\$2.00, 4th-\$1.00

- | | |
|---|------------------------------|
| 1. Rag basket, any size | 2. Rug, crocheted |
| 3. Rug, latch hook, wool | 4. Accent stitched doormat |
| 5. Any recycled household item | 6. Machine knitted garment |
| 7. Household article | 8. Needlepoint, any article |
| 9. Needlepoint wall hanging | 10. Macramé, any article |
| 11. Latch hook, wall hanging/pillow | 12. Crewel picture or pillow |
| 13. Picture, embroidered using cotton floss | |
| 14. Counted cross stitch article, picture | |
| 15. Counted cross stitch article, sampler | |
| 16. Counted cross stitch article, other | |
| 17. Primitive stitchery, using cotton floss, embroidered/antiqued | |
| 18. Ribbon, embroidery | 19. Hardanger |
| 20. Embroidered pillow | 21. Candlewick stitching |
| 22. Pieced lined table runner | 23. Placemats & napkins set |
| 24. Pillow case, hand embroidered, no trim | |
| 25. Pillow case with trim, no embroidery | |
| 26. Pillow case, machine embroidered, no trim | |
| 27. Machine head cover | |
| 28. Guest towel, any trim, no embroidery | |
| 29. Towel, tea, set of 2, decorative | |
| 30. Tablecloth, hand embroidered | |
| 31. Tablecloth, machine embroidered | |
| 32. Pot holders or hot dish pads, 2 of each | |
| 33. Dresser scarves, hand embroidered | |
| 34. Tied blanket | |

Knitted and Crocheted Articles

- | | |
|--|--------------------------------|
| 35. Afghan | 36. Bedspread, crocheted |
| 37. Any other crocheted article | 38. Crocheted pillow |
| 39. Crocheted tablecloth | 40. Doily, any size |
| 41. Baby afghan, knit or crochet | 42. Baby set, 3 pieces |
| 43. Baby dress, knit or crochet | 44. Other baby crochet article |
| 45. Children's sweater, cardigan, dress or coat, knit or crochet | |
| 46. Children's stocking cap, scarf or mittens | |
| 47. Cape, poncho or stole, hand knitted | |
| 48. Cardigan or slip-over, knitted | |
| 49. Pot holders or hot dish pads 2 of each | |
| 50. Potholder | 51. Stuffed animal |
| 52. Bathroom accessory | |

Youth 5-18 Years Only

- | | |
|---------------------------------|------------------|
| 53. Curtain | 54. Wall hanging |
| 55. Place mat | 56. Pillow |
| 57. Chair cushion | 58. Pillow case |
| 59. Tea towel | 60. Pot holder |
| 61. Counted cross stitch | |
| 62. Any recycled household item | 63. Fleece item |
| 64. Tied blanket | |

512 OPEN CLASS QUILTING (Quilts must be complete)

PREMIUMS: 1st-\$10.00, 2nd-\$7.50, 3rd-\$5.00, 4th-\$2.50

- | | |
|-------------------------------------|--------------------------------|
| 1. Quilt, appliqué, hand quilted | 4. Quilt, appliqué, machine |
| 2. Quilt, pieced, hand quilted | 5. Quilt, pieced, machine |
| 3. Quilt, embroidered, hand quilted | 6. Quilt, embroidered, machine |
| 4. Quilt, any other type | 8. Quilt, kits only |

PREMIUMS: 1st-\$4.00, 2nd-\$3.00, 3rd-\$2.00, 4th-\$1.00

- | | |
|--|---------------------|
| 9. Quilt, crib | 10. Quilted pillow |
| 11. Quilted wall hanging | 12. Quilted garment |
| 13. Quilted table runner | |
| 14. Antique quilt, 50 years or older - Attach card with following information: Year made, Who made it, if known, How you obtained it. Criteria: Oldest in best condition | |

Quilt Blocks

PREMIUMS: 1st-\$4.00, 2nd-\$3.00, 3rd-\$2.00, 4th-\$1.00

- | | |
|-------------------------|------------------------------|
| Adults Only | Youth 5-18 Years Only |
| 15. Machine pieced | 21. Machine pieced |
| 16. Hand pieced | 22. Hand pieced |
| 17. Machine appliqué | 23. Machine appliqué |
| 18. Hand appliqué | 24. Hand appliqué |
| 19. Machine embroidered | 25. Machine embroidered |
| 20. Hand embroidered | 26. Hand embroidered |

513 OPEN CLASS ARTS

PREMIUMS: 1st-\$4.00, 2nd-\$3.00, 3rd-\$2.00, 4th-\$1.00

Ceramics, Adults Only

Special Award: A Best of Show rosette will be awarded to one exhibit from Open Class 513 or Open Class 514.

- | | |
|---------------------------------|---------------------|
| 1. Glazes | 2. Specialty glazes |
| 3. Figurine, any method | 4. Stains |
| 5. Cover coats, E-2, undercoats | 6. Drybrush |
| 7. China painting, any article | |

Pictures, Artwork must be signed and dated on back

- | | |
|--|-------------------------------|
| 8. Paint by number, oil or acrylic | |
| 9. Original picture, landscape, oil or acrylic | |
| 10. Original, still life, oil or acrylic | |
| 11. Original, portrait, oil/acrylic | |
| 12. Original, any subject, oil/acrylic | 13. Animals |
| 14. Native American | 15. Charcoal picture |
| 16. Watercolor picture | 17. Pencil or charcoal sketch |
| 18. Pastel medium, picture | 19. Tube painting |

High School, Jr. High, Elementary & Younger Art Must have been made by person exhibiting

10th - 12th Grades

- | | |
|-------------------|--------------------------|
| 20. Acrylics, oil | 21. Tempera, water color |
| 22. Drawing | 23. Etching |

7th - 9th Grades

- | |
|--------------|
| 24. Painting |
| 25. Drawing |

4th - 6th Grades

- | |
|--------------|
| 26. Painting |
| 27. Drawing |

1st - 3rd Grades

- | |
|--------------|
| 28. Painting |
| 29. Drawing |

Kindergarten & Under

- | |
|--------------|
| 30. Painting |
| 31. Drawing |

Ceramics, All Grades

- | | |
|--|----------------------|
| 32. Glazes | 33. Specialty glazes |
| 34. Figurine, any method | 35. Stains |
| 36. Cover coats, E-2 strokes, undercoats | 37. Drybrush |



Lawn & Garden

At Diamond P Lawn and Garden,
we are committed to providing you with the
highest quality of service
and products.

24303 S Hwy 66
Claremore, OK 74019

(918) 341-3336

514 OPEN CLASS CRAFTS

PREMIUMS: 1st-\$4.00, 2nd-\$3.00, 3rd-\$2.00, 4th-\$1.00
Special Award: A Best of Show rosette will be awarded to one exhibit from Open Class 513 or Open Class 514.

- | | |
|---|-----------------------------------|
| 1. Doll, soft, all handmade | 2. Doll, costumed 18" or less |
| 3. Stuffed toy, plain | 4. Stuffed toy, dressed |
| 5. Stuffed doll, antique | 6. Wax candle |
| 7. Jewelry, necklace | 8. Jewelry, bracelet |
| 9. Jewelry, earrings | 10. Jewelry, set |
| 11. Jewelry, hand knotted | 12. Flowers, any material |
| 13. Metal craft | 14. Leatherwork |
| 15. Tin article | 16. Papertole |
| 17. String art | 18. Canvas art |
| 19. Woodworking, toy | 20. Wood article |
| 21. Refinished furniture, with "before" picture | 22. Woodworking, furniture |
| 22. Woodworking, furniture | 23. Wood accessories |
| 24. Wood carving | 25. Hand carving |
| 26. Sculpture, any medium | 27. Decoupage |
| 28. Copper article | 29. Tole painting |
| 30. Aluminum tray | 31. Plaster of Paris item |
| 32. Plaster of Paris plaque | 33. Picture crft, felt, seed, etc |
| 34. Lamps, hanging or table | 35. Diorama, outdoor scene |
| 36. Diorama, indoor scene | 37. Hobby crafts, 5 & under |
| 38. Hobby crafts, 6-8 years | 39. Hobby crafts, 9-12 years |
| 40. Hobby crafts, 13-16 years | 41. Hobby crafts, 17-19 yrs |
| 42. Hobby crafts, age 20 & over | 43. Fairy garden |
| 44. Nature craft | 45. Craft kit, wood |
| 46. Craft kit, plastic | 47. Craft kit, fabric |
| 48. Craft kit, mechanical | 49. Stepping stones |
| 50. Basket weaving | 51. Bead craft, jewelry |
| 52. Bead craft, medallion | 53. Bead craft, functional |
| 54. Bead craft, bracelet | 55. Indian bead work |
| 56. Stained glass | 57. Entrance door decoration |
| 58. Paper maché item | 59. Stenciled item |
| 60. Decorative birdhouse | 61. Wood burned item |
| 62. Decorated gourd | 63. Tube painting, any surface |
| 64. Straw wreath | 65. Centerpiece, sports theme |
| 66. Centerpiece, other than flowers | 67. Centerpiece, Wild West |
| 68. Decorated plate | 69. Handmade paper |
| 70. Pressed flowers | 71. Sachets |
| 72. Glass etching | 73. Calligraphy |
| 74. Article from recycled item | 75. Clay item |
| 76. Handmade stationery or cards | 77. Homemade soap |
| 78. Hand built pottery | 79. Wheel thrown pottery |
| 80. Decorative sewn item | 81. Lego craft |
| 82. Lamp shade | 83. Wood turning |
| 84. Painted quilt square on wood | 85. Rope basket, 12 inch |
| 86. Rope basket, 10 inch | 87. Rope basket, 8 inch |
| 88. Rope basket, other | 89. Tie dyed item, not clothing |
| 90. Quilling art | 91. Diamond art |
| 92. Sand art | 93. Dot painting |
| 94. Bingo dauber painting | 95. Artistic design/schematic |

515 OPEN CLASS PHOTOGRAPHY

PREMIUMS: 1st-\$4.00, 2nd-\$3.00, 3rd-\$2.00, 4th-\$1.00
Special Award: A Best of Show rosette will be awarded to one exhibit from Open Class 515. Photo size 4x6, 5x7 or 8x10; must be matted & titled or captioned.

Professional Photographers - Age 19 and older:

- Non-Adjustable Camera**
1. Black & white photos-any subject 2. Color photos-any subject
- Adjustable Camera**
3. Black & white photos-any subject 4. Color photos-any subject

Non Professional Photographers - Age 19 and older:

- Non-Adjustable Camera**
Black & White
- | | |
|---------------------|---------------------|
| 5. People | 12. People |
| 6. Scenic | 13. Scenic |
| 7. Special effects | 14. Special effects |
| 8. Still life | 15. Still life |
| 9. Animals | 16. Animals |
| 10. Mother Nature | 17. Mother Nature |
| 11. Family heritage | 18. Family heritage |
- Adjustable Camera**
Black & White
- | | |
|---------------------|---------------------|
| 19. People | 26. People |
| 20. Scenic | 27. Scenic |
| 21. Special effects | 28. Special effects |
| 22. Still life | 29. Still life |
| 23. Animals | 30. Animals |
| 24. Mother Nature | 31. Mother Nature |
| 25. Family heritage | 32. Family heritage |

Youth - Age 18 and younger:

Non-Adjustable Camera

- | | |
|--------------------------|---------------------|
| Black & White | Color |
| 33. People | 40. People |
| 34. Scenic | 41. Scenic |
| 35. Special effects | 42. Special effects |
| 36. Still life | 43. Still life |
| 37. Animals | 44. Animals |
| 38. Mother Nature | 45. Mother Nature |
| 39. Family heritage | 46. Family heritage |

Adjustable Camera

- | | |
|--------------------------|---------------------|
| Black & White | Color |
| 47. People | 54. People |
| 48. Scenic | 55. Scenic |
| 49. Special effects | 56. Special effects |
| 50. Still life | 57. Still life |
| 51. Animals | 58. Animals |
| 52. Mother Nature | 59. Mother Nature |
| 53. Family heritage | 60. Family heritage |

516 OPEN CLASS GENEALOGY

PREMIUMS: 1st-\$4.00, 2nd-\$3.00, 3rd-\$2.00, 4th-\$1.00

1. Complete genealogy, unpublished
2. Genealogy traced farthest back in time on any blood line, maternal or paternal, indicate the specific line to be judged
3. Genealogy featuring American ancestry. Acceptable documentation includes official Government Indian Rolls, Census and Land records, Indian school and missionary record, "Pioneers and Indians" - WPA, Oklahoma State Historical Society Library, family records and depositions.

517 OPEN CLASS SCRAPBOOKING

PREMIUMS: 1st-\$4.00, 2nd-\$3.00, 3rd-\$2.00, 4th-\$1.00

- | | |
|---------------------|-----------------------|
| 1. Vacation or trip | 2. Family |
| 3. Holidays | 4. Sports and hobbies |

518 OPEN CLASS RETIREMENT HOBBIES

PREMIUMS: 1st-\$4.00, 2nd-\$3.00, 3rd-\$2.00, 4th-\$1.00

This exhibit is open to anyone 62 years or older. All entries must have been made in the past 2 years.

Coverlets and Quilts

- | | |
|-------------------------|--------------------------------|
| 1. Afghan, crocheted | 2. Baby afghan, crocheted |
| 3. Baby afghan, knitted | 4. Child's crib quilt, no kits |
| 5. Knee or lap robe | |

Quilts (Must be complete)

PREMIUMS: 1st-\$10.00, 2nd-\$7.50, 3rd-\$5.00, 4th-\$2.50

- | | |
|----------------------------------|-----------------------------------|
| 6. Quilt, appliqué, hand quilted | 7. Quilt, appliqué, machine quilt |
| 8. Quilt, pieced, hand quilted | 9. Quilt, pieced, machine quilt |
| 10. Quilt, embroidered, hand qlt | 11. Quilt, embroider, mach qltd |
| 12. Quilt, any other, no kits | |

Household Articles and Clothing

PREMIUMS: 1st-\$4.00, 2nd-\$3.00, 3rd-\$2.00, 4th-\$1.00

- | | |
|---------------------------------------|-----------------------------------|
| 13. Crewel articles | 14. Rag basket, any size |
| 15. Needlepoint article | 16. Doily, crocheted, under 14" |
| 17. Doily, over 14" | 18. Tablecloth / table runner |
| 19. Tablecloth/ table runner, crochet | 20. Pillowcase, drawn work, 1 |
| 21. Embroidered picture, framed | 22. Wall hanging |
| 23. Hot dish mats, set of 2 | 24. Pillowcase, crocheted trim, 1 |
| 25. Pillow case, embroidered, 1 | 26. Pillows |
| 27. Place mat, napkin, coaster | 28. Rug, any type |
| 29. Towel, guest, any trim | 30. Towel, Swedish embroidr |
| 31. Tea towel | 32. Apron, fancy |
| 33. Apron, work | 34. Cap and scarf, crocheted |
| 35. Collar, crocheted | 36. Pant suit, 2 or more pcs |
| 37. Poncho or cape, crocheted | 38. Sweater, knit or crochet |
| 39. Skirt, long, any material | 40. Shorts, culottes, pants |
| 41. Dress, long | |

Special

- | | |
|-----------------------------------|--------------------------------|
| 42. Ceramics, any method | 43. Wood, any method |
| 44. Doll, hand dressed | 45. Doll, hand made |
| 46. Foot warmers or slipper socks | 47. Sweatshirt, decorated, any |
| 48. Christmas article, handmade | 49. Christmas sock |
| 50. Christmas ornament, handmade | 51. Gourd, decorated, any |
| 52. Crocheted potholder | 53. Crocheted, other item |

519 OPEN CLASS ROBOTICS

PREMIUMS: 1st-\$4.00, 2nd-\$3.00, 3rd-\$2.00, 4th-\$1.00

This exhibit is to explore science & technology through designing & building a functioning robot. The robot can be created by an individual or group.

Individual Project

1. Programmable or remote controlled robot
2. Display with photos & explanation of an individual developed robot that is not available for exhibit. Display must be free standing & limited to 3'x4'.

Group Project (2 or more individuals)

3. Programmable or remote controlled robot
4. Display with photos & explanation of a group developed robot that is not available for exhibit. Display must be free standing & limited to 3'x4'.

520 OPEN CLASS SEASONAL DECORATIONS


PREMIUMS: 1st-\$4.00, 2nd-\$3.00, 3rd-\$2.00, 4th-\$1.00

Christmas Decorations

- | | |
|--|----------------------------------|
| 1. Gift wrap | 2. Nativity scene or crèche |
| 3. Ornaments, any handmade | 4. Stocking, felt or other |
| 5. Table cover | 6. Table runner |
| 7. Christmas bedding | 8. Table decoration, centerpiece |
| 9. Wall hanging | 10. Christmas wreath, any |
| 11. Entrance door decoration | 12. Stuffed dolls/toy |
| 13. Apron, Christmas theme | 14. Christmas vest |
| 15. Other Christmas apparel | 16. Tree skirt |
| 17. Christmas wax candle, handmade | 18. Floor coverings |
| 19. Christmas decoration from recycled item(s) | |
| 20. Place mat and napkin | 21. Painted gourd |
| 22. Knitted or stuffed item | 23. Crocheted stuffed doll/toy |

Other Seasons and Holidays

- | | |
|------------------------------|--------------------------------|
| 24. Table cover | 25. Table centerpiece |
| 26. Entrance door decoration | 27. Table runner |
| 28. Wall hanging | 29. Painted gourd |
| 30. Knitted or stuffed item | 31. Crocheted stuffed doll/toy |
| 32. Tole painting | |



4K Platinum Livestock Co. LLC
(918) 244-7005



**Eastside
Coffee**

Inside Young's Tires

**Great coffee, break-
fast, and lunch**

522 OPEN CLASS PRESERVED FOODS

PREMIUMS: 1st-\$4.00, 2nd-\$3.00, 3rd-\$2.00, 4th-\$1.00

Exhibitors - Age 19 and older

Canned Fruits

Must be shown in standard pint or quart jars

- | | |
|------------------|------------------------------|
| 1. Apple | 2. Apple sauce |
| 3. Apricots | 4. Blackberries |
| 5. Boysenberries | 6. Cherries, black |
| 7. Cherries, red | 8. Fruit for salad |
| 9. Grapes | 10. Peaches |
| 11. Pears | 12. Plums |
| 13. Pineapple | 14. Display of 4 jars, other |

Canned Vegetables

Must be shown in standard pint or quart jars

- | | |
|--|------------------------------|
| 15. Asparagus | 16. Beans, green |
| 17. Beans, lima, green | 18. Beets |
| 19. Carrots | 20. Corn |
| 21. Hominy | 22. Kraut |
| 23. Vegetable soup | 24. Vegetable mix, 5 veg min |
| 25. Peas, green, large | 26. Peas, black-eyed |
| 27. Peas, crowder | 28. Pumpkin, cubed only |
| 29. Squash | 30. Tomatoes |
| 31. Tomato sauce | 32. Okra |
| 33. Jalapenos | |
| 34. Display of 4 jars, other than those listed | |

Jellies

Must be in 1/2 pint standard jars/ jelly glasses with lids. No paraffin

- | | |
|---------------------------------|----------------|
| 35. Apple | 36. Blackberry |
| 37. Boysenberry | 38. Grape |
| 39. Plum | 40. Apricot |
| 41. Any other than those listed | |

Juices

- | | |
|-----------|------------|
| 42. Grape | 43. Tomato |
|-----------|------------|

Soft Spreads, Preserves and Butter

Must be shown in standard pint jars

- | | |
|---------------------------------|--------------------------|
| 44. Apple butter | 45. Blackberry jam |
| 46. Blueberry jam | 47. Cherry preserves |
| 48. Carrot marmalade | 49. Grape butter |
| 50. Peach butter | 51. Plum butter |
| 52. Peach preserves | 53. Strawberry preserves |
| 54. Pear preserves | 55. Tomato preserves |
| 56. Any other than those listed | |

Pickles and Relishes

Must be shown in standard pint or quart jars

- | | |
|-------------------------------|------------------------------|
| 57. Beet pickles | 58. Chili sauce |
| 59. Picante sauce | 60. Chow-chow relish |
| 61. Salsa | 62. BBQ sauce |
| 63. Pickled okra | 64. Pickles, dill |
| 65. Pickles, sweet | 66. Pickles, lime |
| 67. Pickles, bread and butter | 68. Pickle spears, dill |
| 69. Pickled fruit, spiced | 70. Sweet pickle relish |
| 71. Green tomato pickles | 72. Any other pickle variety |

Dried Foods

73. A choice of one dried fruit product of the following: apples, bananas or apricots. Package 10 pieces of dried fruit slices in sealed plastic sandwich bag.

74. A choice of one dried vegetable product of the following: onions, mushrooms, green beans, carrots or corn. Package 1/4 cup dried product in sealed plastic sandwich bag.

75. Meats - dried and canned.

Exhibitors - Age 18 and younger

Canned Fruits

Must be shown in standard pint or quart jars

- | | |
|-------------------|------------------------------|
| 76. Apple | 77. Apple sauce |
| 78. Apricots | 79. Blackberries |
| 80. Boysenberries | 81. Cherries, black |
| 82. Cherries, red | 83. Fruit for salad |
| 84. Grapes | 85. Peaches |
| 86. Pears | 87. Plums |
| 88. Pineapple | 89. Display of 4 jars, other |

Canned Vegetables

Must be shown in standard pint or quart jars

- | | |
|-------------------------|------------------------------|
| 90. Asparagus | 91. Beans, green |
| 92. Beans, lima, green | 93. Beets |
| 94. Carrots | 95. Corn |
| 96. Hominy | 97. Kraut |
| 98. Vegetable soup | 99. Vegetable mix, 5 veg min |
| 100. Peas, green, large | 101. Peas, black-eyed |
| 102. Peas, crowder | 103. Pumpkin, cubed only |

- 104. Squash
- 106. Tomato sauce
- 108. Jalapenos
- 109. Display of 4 jars, other than those listed
- 105. Tomatoes
- 107. Okra

Jellies

- Must be in ½ pint standard jars/ jelly glasses with lids. No paraffin
- 110. Apple
 - 112. Boysenberry
 - 114. Plum
 - 116. Any other than those listed
 - 111. Blackberry
 - 113. Grape
 - 115. Apricot

Juices

- 117. Grape
- 118. Tomato

Soft Spreads, Preserves and Butter

Must be shown in standard pint jars

- 119. Apple butter
- 121. Blueberry jam
- 123. Carrot marmalade
- 125. Peach butter
- 127. Peach preserves
- 129. Pear preserves
- 131. Any other than those listed
- 120. Blackberry jam
- 122. Cherry preserves
- 124. Grape butter
- 126. Plum butter
- 128. Strawberry preserves
- 130. Tomato preserves

Pickles and Relishes

Must be shown in standard pint or quart jars

- 132. Beet pickles
- 134. Picante sauce
- 136. Salsa
- 138. Pickled okra
- 140. Pickles, sweet
- 142. Pickles, bread and butter
- 144. Pickled fruit, spiced
- 146. Green tomato pickles
- 133. Chili sauce
- 135. Chow-chow relish
- 137. BBQ sauce
- 139. Pickles, dill
- 141. Pickles, lime
- 143. Pickle spears, dill
- 145. Sweet pickle relish
- 147. Any other pickle variety

Dried Foods

- 148. A choice of one dried fruit product of the following: apples, bananas or apricots. Package 10 pieces of dried fruit slices in sealed plastic sandwich bag.
- 149. A choice of one dried vegetable product of the following: onions, mushrooms, green beans, carrots or corn. Package ¼ cup dried product in sealed plastic sandwich bag.
- 150. Meats - dried and canned.

524 OPEN CLASS BAKED GOODS

PREMIUMS: 1st-\$4.00, 2nd-\$3.00, 3rd-\$2.00, 4th-\$1.00

All baked goods will be judged at 2 pm opening day of Fair.

- Rule 1:** Commercial mixes are not to be used.
- Rule 2:** All items, except cakes, must be in plastic zip-lock bags. No Saran wrap.
- Rule 3:** All items must be labeled on the bottom of the plate with the name of the exhibitor and name of the item.
- Rule 4:** One piece of cake or pie is to be left and the remainder may be taken home after ribbons are in place. Check with baked goods superintendent.
- Rule 5:** Unightly exhibits will be removed.

Judging of baked goods will be based on the following:

Cakes containing shortening:

- Texture - Tender, moist crumb
- Grain - Fine, round, evenly distributed cells, free from tunnels
- Flavor - Blended flavor of ingredients, free from a strong flavor of leavening

Cakes without shortening:

- Volume - Lightweight in proportion to size
- Texture - Tender, feathery, resilient crumb
- Grain - Fine, round cells, free from tunnels
- Flavor - Delicate, free from excessive flavor of egg or flavorings

Frosting:

- Consistency, characteristic of kind - Creamy, moist, free from slickness, crystals or crustiness
- Flavor - Delicate and pleasing in combination with cake

Fancy Cakes - will be judged for skill in decorating

Cakes

Cakes may be in a single layer, 8" or 9".

- 1. Angel food, not iced
- 3. Carrot or zucchini cake, iced
- 5. Cupcakes, chocolate, 3 iced
- 7. Devil's food, layer, iced
- 9. German chocolate, ½ cake, iced
- 11. Fancy decorated cake
- 13. Chocolate cake, iced
- 2. Apple sauce, not iced
- 4. Coconut cake, iced
- 6. Cupcakes, white, 3 iced
- 8. Oatmeal, iced
- 10. Pound cake
- 12. Microwave cake
- 14. White cake, iced

Pies

- All pies must be baked in 8" to 9" disposable pie pan and shown in a zip-lock bag. No cream pies or pies with meringue accepted.
- 15. Apple, 2 crust
 - 17. Peach, 2 crust
 - 19. Berry, 2 crust
 - 21. Novelty pie
 - 16. Cherry, 2 crust
 - 18. Raisin, 2 crust
 - 20. Other fruit pie, 2 crust
 - 22. Pie crust

Cookies

- 3 on small paper plate in quart size zip-lock bag
- 23. Brownies, not iced
 - 25. Sugar cookies
 - 27. Peanut butter cookies
 - 29. Fancy decorated assortment
 - 24. Fruit cookies
 - 26. Oatmeal, drop
 - 28. Chocolate chip cookies

Candy

- 3 on small paper plate in quart size zip-lock bag
- 30. Butterscotch or white fudge
 - 32. Peanut brittle
 - 34. Candy display, 10 pieces, 6 varieties
 - 31. Chocolate fudge
 - 33. Divinity

Pecan Cookery

- 35. Pecan brittle
- 37. Pecan cake
- 39. Pecan cookies, 3
- 36. Pecan pie
- 38. Pecan pralines, 3
- 40. Pecans, toasted, 1 cup

Honey Cookery

- Note:** These items must be made using honey in place of sugar.
- 41. Cake
 - 43. Candy, 3 pieces
 - 42. Cookies, baked, 3
 - 44. Muffins, 3

Breads

- Rule 1:** Bread machine not to be used except in designated category.
- Rule 2:** Bring ½ loaf on paper plate in plastic zip-lock bag. Loaf bread should be baked in a standard pound loaf pan. Cut in half after baking.
- 45. Raisin bread
 - 47. White bread
 - 49. Dinner rolls, assorted, 3
 - 51. Zucchini bread
 - 46. Whole wheat bread
 - 48. Bread, foreign
 - 50. Whole wheat rolls, 3

Breads made with Bread Machine

- 52. Raisin bread
- 54. White bread
- 53. Whole wheat bread
- 55. Bread, foreign

Fancy Rolls

- 56. Butterscotch pecan rolls, 3
- 58. Cinnamon rolls, not iced, 3
- 57. Donuts, raised, glazed, 3
- 59. Swedish tea ring

Quick Breads

- 60. Biscuits, soda
- 62. Cake, donuts
- 64. Cornbread, Yankee
- 66. Banana nut bread
- 61. Biscuits, baking powder
- 63. Cornbread, Southern
- 65. Blueberry muffins
- 67. Any other quick bread

Sugar Arts

- 68. Gingerbread House, decorated
- 69. Decorated sugar eggs

525 OPEN CLASS TABLE SETTING

PREMIUMS: 1st-\$8.00, 2nd-\$6.00, 3rd-\$4.00

Class 1 - Table for Two

Set for dinner, any occasion, with menu. Must provide own square card table.

Guidelines:

1. Menu should be neatly lettered or typed on a 3" x 5" card.
2. Tablecloth should hang 12"-18" from tabletop or floor length.
3. Placemats may be used on top of the tablecloth if desired. Mats should be placed with edges even with edge of the table.
4. Silverware and plate should be 1" from the edge of the table.
5. There should be the right number of silverware to match the menu.
6. Napkin fold should be turned away from the plate if napkins are placed at the left by the fork.
7. Water glass belongs at the tip of the knife with other glasses to the right and forward. Juice glass may be placed in the center above the plate.
8. Cup and saucer belongs on the right side of the spoons, one inch from the edge of the table.
9. Candles are appropriate only for dinner menus.
10. Centerpieces may be used, if desired.

526 HCE GROUPS

Theme: Club choice of 2024 Leader Lessons.

PREMIUMS: 1st-\$15.00, 2nd-\$12.50, 3rd-\$10.00

1. HCE Display - Booth space should be reserved by July 21.
Booth space will be 7' x 5'

PREMIUMS: 1st-\$4.00, 2nd-\$3.00, 3rd-\$2.00, 4th-\$1.00

2. HCE Scrapbook
 3. Scrapbook
- Must be written by an HCE member**
4. Short story – any subject not to exceed 3,000 words, double-spaced
 5. Poetry – any subject, one page, judged on writing ability, must be typed and double-spaced

Photographs by an HCE member

- All photographs should be matted and given a title.
6. Action shots
 7. Story photo, set of 3
 8. HCE members, still shots

Additional classes

9. Monthly news article
10. Poster
11. Membership brochure
12. News article

529 OPEN CLASS SPECIAL INTERESTS

PREMIUMS: 1st-\$4.00, 2nd-\$3.00, 3rd-\$2.00, 4th-\$1.00

1. Short story
2. Poetry

530 OPEN CLASS FLOWER SHOW

PREMIUMS: 1st-\$4.00, 2nd-\$3.00, 3rd-\$2.00, 4th-\$1.00

Special Awards: Best of Show Rosettes – (1) Best horticulture exhibit & (1) best design

General Rules

Rule 1: Divisions shall be open to all residents age 19 & older of Craig County provided he/she adheres to the published schedule.

Rule 2: All entries will be received Wednesday 9am to 12:30 pm.

Rule 3: Designs must be in place & designers off floor by 1pm

Rule 4: All flowers will be judged at 2 pm.

Rule 5: The superintendent shall have the right to remove at any time any exhibit or any part thereof that is unsightly.

Rule 6: Only persons acting in an official capacity will be permitted in the show area during judging.

Rule 7: Decisions of the judges will be final. Judges may withhold awards in classes deemed unworthy.

Rule 8: No person may enter more than one specimen or design in any one class, but may enter as many classes as desired.

Rule 9: Fair officials are not responsible for loss or breakage of materials, containers, etc.

Rules – Horticulture Division

Rule 1: All horticulture entries must have been grown by the exhibitor.

Rule 2: Entries in the container-grown plant section must have only one plant per pot and have been container-grown by the exhibitor for at least 90 days.

Rule 3: Container-grown plant must be in clean, unwrapped pot, not more than 10" in size. Any larger size will be accepted for exhibition only.

Rule 4: Containers for cut specimens **will not** be furnished. Use of a clear glass bottle or vase is preferred.

Rule 5: Hanging basket exhibits must be clean, unwrapped pots, not more than 10" in size. Only wire hangers are acceptable.

Division I – Adult Horticulture - Age 19 & Older

Section A – Roses

1. Pink, 1 bloom
2. Red, 1 bloom
3. White, 1 bloom
4. Yellow, 1 bloom
5. Peace, 1 bloom
6. Blend, 1 bloom
7. Orange, 1 bloom
8. Floribunda / Polyanthus, 1

Section B – Petunia

Eligible for Horticulture Achievement Award

9. Single, 1 spray
10. Single, ruffled/fringed, 1 blm
11. Single, 1 bloom
12. Double, ruffled, 1 spray
13. Double, ruffled 1 bloom

Section C – Marigold

Eligible for Horticulture Achievement Award

14. Giant yellow, 1 bloom
15. Giant orange, 1 bloom
16. Dwarf yellow, 3 blooms
17. Dwarf orange, 3 blooms
18. Small blend, 3 blooms
19. Other variety, 3 stems

Section D – Zinnia

Eligible for Horticulture Achievement Award

20. Large, over 4", 1 bloom
21. Medium, 2" to 4", 1 blm
22. Small, under 2", 3 blooms
23. Fantasy, 2 blooms

Section E – Miscellaneous Cut Flowers

24. Celosia, crested, red, 1 stem
25. Celosia, crested, any, 1 st
26. Celosia, plumed, red, 3 stems
27. Celosia, plumed, other, 3
28. Cosmos, 3 blooms
29. Cannas, 1 stalk
30. Gladiolus, 1 spike
31. Dahlia, large, over 8", 1
32. Dahlia, medium, 4" to 8", 1
33. Dahlia, small, under 4", 3
34. Sunflower, small, under 4", 1
35. Sunflower, 4" & over, 1
36. Surprise lily, 1
37. Lily, any other, 1

Section F – Container-Grown Plants

(one plant per pot unless noted)

38. Cactus
39. Succulents
40. Ferns
41. Philodendron
42. Foliage, any grown for foliage
43. Begonia
44. African Violet
45. Geranium
46. Orchid
47. Flowering, any other grown for flower
48. Herbs, 5 or more types of garden herbs in one container
49. Hanging basket, foliage, multiple plantings permitted
50. Hanging basket, flowering, multiple plantings permitted
51. Patio container of mixed annuals

Division II – Adult Design - Age 19 & Older

Design Rules

Rule 1: All design classes open to anyone age 19 & older.

Rule 2: Bases, stands & accessories permitted in all classes.

Rule 3: Fresh and/or dried plant material permitted in all classes.

52. Small design suitable for placement on a bedside table. Not to exceed 8" in any dimension.

53. Centerpiece for dining table

54. Entrance door wreath or decoration

55. Permanent arrangement, silk and/or dried flowers

56. Decorative display using 5 or more dried herbs

57. Patriotic arrangement, must use silk flowers

531 OPEN CLASS YOUTH (5-18) FLOWER SHOW

PREMIUMS: 1st-\$4.00, 2nd-\$3.00, 3rd-\$2.00, 4th-\$1.00

Special Award: Best of Show Rosette will be awarded to one exhibit from Open Class 531.

General Rules

Rule 1: Divisions shall be open to all residents age 5-18 of Craig County provided he/she adheres to the published schedule.

Rule 2: All entries will be received Wednesday 9am to 12:30 pm.

Rule 3: Designs must be in place & designers off floor by 1pm

Rule 4: All flowers will be judged at 2 pm.

Rule 5: The superintendent shall have the right to remove at any time any exhibit or any part thereof that is unsightly.

Rule 6: Only persons acting in an official capacity will be permitted in the show area during judging.

Rule 7: Decisions of the judges will be final. Judges may withhold awards in classes deemed unworthy.

Rule 8: No person may enter more than one specimen or design in any one class, but may enter as many classes as desired.

Rule 9: Fair officials are not responsible for loss or breakage of materials, containers, etc.

Rules – Horticulture Division

Rule 1: All horticulture entries must have been grown by the exhibitor.

Rule 2: Entries in the container-grown plant section must have only one plant per pot and have been container-grown by the exhibitor for at least 90 days.

Rule 3: Container-grown plant must be in clean, unwrapped pot, not more than 10" in size. Any larger size will be accepted for exhibition only.

Rule 4: Containers for cut specimens **will not** be furnished. Use of clear soft drink disposable bottles is preferred.

Rule 5: Hanging basket exhibits must be clean, unwrapped pots, not more than 10" in size. Only wire hangers are acceptable.

Division I – Youth Horticulture

Section A – Roses

1. Pink, 1 bloom
2. Red, 1 bloom
3. White, 1 bloom
4. Yellow, 1 bloom
5. Peace, 1 bloom
6. Blend, 1 bloom
7. Orange, 1 bloom
8. Floribunda / Polyanthus, 1

Section B – Petunia

Eligible for Horticulture Achievement Award

9. Single, 1 spray
10. Single, ruffled/fringed, 1 blm
11. Single, 1 bloom
12. Double, ruffled, 1 spray
13. Double, ruffled 1 bloom

Section C – Marigold

Eligible for Horticulture Achievement Award

- | | |
|----------------------------|----------------------------|
| 14. Giant yellow, 1 bloom | 15. Giant orange, 1 bloom |
| 16. Dwarf yellow, 3 blooms | 17. Dwarf orange, 3 blooms |
| 18. Small blend, 3 blooms | 19. Other variety, 3 stems |

Section D – Zinnia

Eligible for Horticulture Achievement Award

- | | |
|-------------------------------|-----------------------------|
| 20. Large, over 4", 1 bloom | 21. Medium, 2" to 4", 1 blm |
| 22. Small, under 2", 3 blooms | 23. Fantasy, 2 blooms |

Section E – Miscellaneous Cut Flowers

- | | |
|-----------------------------------|--------------------------------|
| 24. Celosia, crested, red, 1 stem | 25. Celosia, crested, any, 1 |
| 26. Celosia, plumed, red, 3 stems | 27. Celosia, plumed, other, 3 |
| 28. Cosmos, 3 blooms | 29. Cannas, 1 stalk |
| 30. Gladiolus, 1 spike | 31. Dahlia, large, over 8", 1 |
| 32. Dahlia, medium, 4" to 8", 1 | 33. Dahlia, small, under 4", 3 |
| 34. Sunflower, small, under 4", 1 | 35. Sunflower, 4" & over, 1 |
| 36. Surprise lily, 1 | 37. Lily, any other, 1 |

Section F – Container-Grown Plants

(one plant per pot unless noted)

- | | |
|---|------------------|
| 38. Cactus | 39. Succulents |
| 40. Fern | 41. Philodendron |
| 42. Foliage, any grown for foliage | 43. Begonia |
| 44. African Violet | 45. Geranium |
| 46. Orchid | |
| 47. Flowering, any other grown for flower | |
| 48. Herbs, 5 or more types of garden herbs in one container | |
| 49. Hanging basket, foliage, multiple plantings permitted | |
| 50. Hanging basket, flowering, multiple plantings permitted | |
| 51. Patio container of mixed annuals | |
| 52. Terrarium | |
| 53. Dish garden of 3 or more plants | |

**Division II – Youth Design
Design Rules**

- Rule 1:** All design classes open to anyone age 5-18.
Rule 2: Bases, stands & accessories are permitted in all classes.
Rule 3: Fresh and/or dried plant material permitted in all classes.
52. Small design suitable for placement on a bedside table. Not to exceed 8" in any dimension.
 53. Centerpiece for dining table
 54. Entrance door wreath or decoration
 55. Permanent arrangement, silk and/or dried flowers
 56. Decorative display using 5 or more dried herbs
 57. Patriotic arrangement, must use silk flowers

Organization

Page

AFR Secondine Insurance	23
Allen Sign	10
BancFirst	15
Bumper to Bumper Auto Supply	28
B2 Auto Detailing	30
Chicks n Chaps	26
Country Pets Bed & Breakfast	22
Craig County Farm Bureau Insurance	5
Diamond P Lawn & Garden	71
Eastside Coffee	74
4K Platinum Livestock Co.	74
Northeast Oklahoma Electric	60
Oklahoma Ag Credit	9
Osborn's Drug	82
Piguet's Prime Time	83
Positronix	69
RCB Bank	4
RGS Custom Upholstery	8
RGS Marine Upholstery	8
Shout & Sack	6
66 Apparel	24
Verdigris Wind RWE	16
Vinita Family Fitness	10
Welch State Bank	12
Welch Stockyards	19
W4 Auto Detail	19
Woodshed	14
Young's Tire	80

The Craig Country Fair Board appreciates the support of these organizations.



207 W. Illinois
Vinita, OK 74301

918-256-6459

Mon-Fri: 9a.m.-5:30p.m.

Sat: 9a.m.-1p.m.

Sun: Closed

Your One Stop Shop

Pill Packaging

Easy Prescription Filling

Express Delivery

Medication Savings

Download Our Free App

Your health information
in one place

piguetsprimetime.com | 

(918) 244-0864

Open Fri-Sat from 5pm-11pm

...

440626 East 230 Road
Vinita, OK 74301

A Special Thank You to:

2024 Craig Co. Fair participants, volunteers, judges, attendees,
Craig Co. Commissioners, American Legion, Shout & Sack,
OSU Ext. Office, Sheriff's Department, *Vinita Daily Journal*,
Greg Highsmith, JB Robison Sr. & JB Robison Jr.

2023 Premium Sale Buyers:

AgLand Insurance	All Terrain Demo & Excavation
American Legion	BancFirst
Bartlett Co-op	Clipper's Tree Service
Craig County Farm Bureau	Dennis & Ashley Ware
Edna Lee's Residential Center	Excalibur Sporting Goods
Friends of Payton Taylor	Greenwood Farms
Hayes Ware	Logan & Lowery Law Firm
Matthews CDJR	Neighborhood Storage
NOEC	Oklahoma AgCredit
Parsons Livestock Auction	RCB Bank
Rollin D Ag Services	Swingin T Ranch
Welch Stockyards	Welch State Bank
Kelley's Tree Service/Patinum Fence	
Spaulding Family - In Memory of Don Spaulding	
Dana Shrum-Solid Rock Realtors	

2023 Premium Sale Add-On Contributors:

Cherokee Nation	KAMO Power
All Terrain Demolition & Excavation	
Eubanks Equipment	Helena Agri-Enterprises
Craig Co Fair Boosters	Excalibur Sporting Goods
Welch Stockyards	AFR & Secondline Ins
Greg & Becky Highsmith	J-S Machine & Valve
Wood Feed & Supply	JH Cattle-Jon,Ruth&Justin Herlan
Cordray Rocking C Ranch	Beachner Grain – Afton
Beachner Grain – Miami	John's Tractor Works
Robson Ranch	Swingin T Ranch
Spaulding Family in memory of Don Spaulding	
AFR Local #60	4-M Farms McAffrey
American Legion	Byergo Angus
Faith Swart	H+ Roll-Off Services
J Bar J Cattle & Equipment	Kenworthy Auction
Lauria Bible Honorarium	Ranch Supply—Miami
Ranelle Hannegan	Rollin' D Ag Services
Ruby Rose	Shane & Heather Burgess
Sonny & Jo Winfrey	Stillwater Milling
Tammy Malone	Tina Dixon
Tina Langford	Tory & Cathy Alexander
Tucker & Sons	
Wood family (Jeff, Kathy, Laura, & Jenny)	
Maddie Bassett Reliant Gaming Specialist	

2023 Beef Heifer Show Donors:

Bartlett Co-op	Animal Health
BancFirst	FNB Miami
Oklahoma AgCredit	RCB Bank
Yazel Land & Cattle	Coffeyville Livestock Auction
Hartley Creek Ranch	NOEC
Brian Kelly-Craig Co Farm Bureau	Stillwater Milling
Carpino Ford	Chetopa Vet Clinic
Cross 7 Veterinary	Dale Johnston
Kandy Ayres	Farmer's Coop Baxter Springs
Ottawa Craig Cattlemen's Assoc	Nail Ranch
Spinners Tire	Welch State Bank
Morgan Brothers	Foreman's Body Shop
Junior's Wrecker	Sam's Tire

2023 Shooting Sports Sponsor:

Austin Brown State Farm

2023 Buddy Barrow Sponsors:

Lazy P Properties/Vance Purcell	GKT Trucking
Purcell Plumbing	NOEC
Swift Bros Barber Shop	Amanda Woolman
Keagan Hoon & Sarah Horton	En-Out
Greg Maple	

2023 Bucket Animal Sponsor:

AFR/Secondline Insurance

2023 Trophy Sponsors:

Craig Co Conservation District American Legion

If you would like to provide support to the 2024 Craig County Free Fair contact the fair board at (918) 244-5454